



# Striking a balance with the future of work and education in a pandemic economy

Dr. Stuart Muller

Dr. Wayne Gearey

# Agenda

- 25 min COVID-19 Health Risk Index  
Dr. Wayne Gearey
- 25 min COVID-19 Impacts on Hiring  
Dr. Stuart Muller
- 10 min Q/A



# Why?

The **social determinants of health**, which we can study using the rich labor market and demographic data created throughout the United States, help to better explain why certain regions have seen a bigger impact from COVID-19 while others have gone relatively unscathed.



# Understanding the current state?

- **Know their unique situation.** The virus poses unique risks to different communities, and requires local responses.
- **Build more fine-tuned strategies.** Protecting the most vulnerable while also keeping the economy intact is a more sustainable way forward.
- **Communicate and lead.** People desire good information and leadership that has a clear plan and justification for that plan.
  
- *Data for better decisions (vs predictive models)*
- *Local decisions (vs blunt force response)*
- *Action (vs lockdown)*

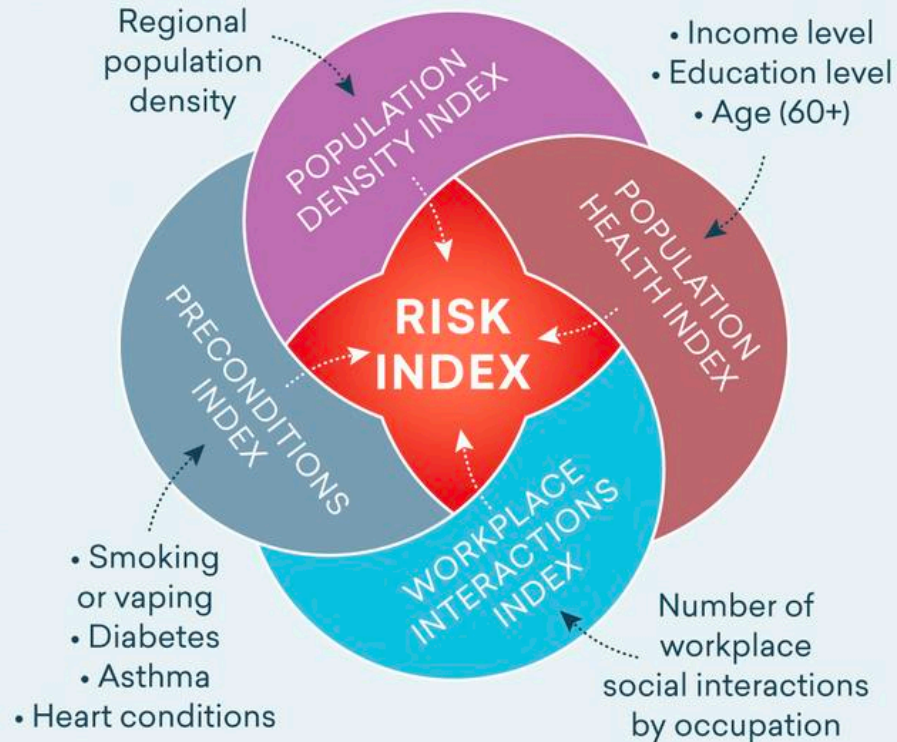


# 1. Health risk as new economic indicator



# Data to help us navigate: *Social Determinants of Health*

## Risk Index for COVID-19



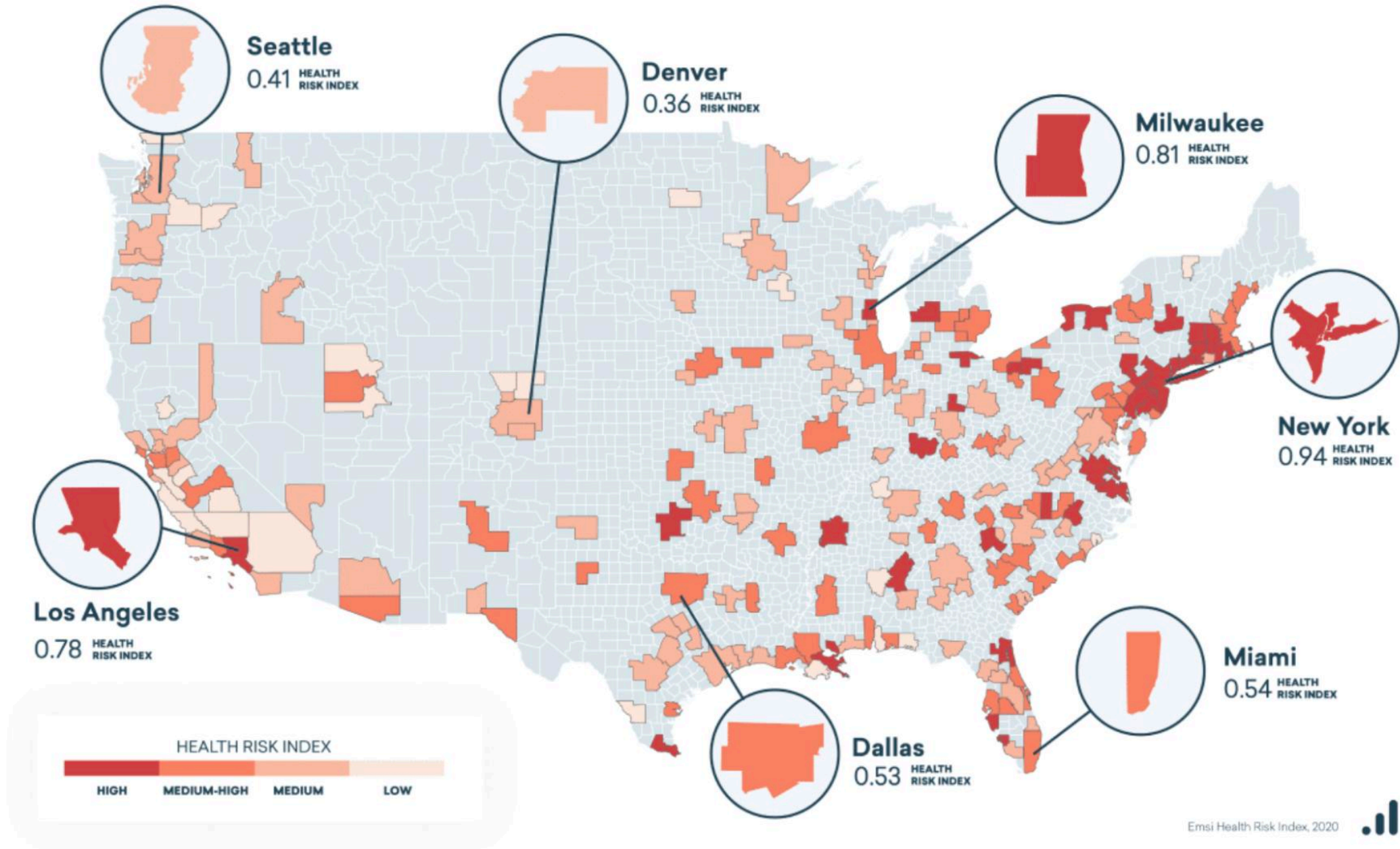
1. **Preconditioned population:** The number of people who, within the past year, have been treated for diabetes, visited a cardiologist, taken asthma medications, or smoked.
2. **Population density:** The number of people per square mile in the region.
3. **Workplace interaction:** A measure of the overall workplace density of specific industries.
4. **Population health:** The age, income, and education level of the region's population, which affect their overall health.



## 2. Results: Texas



# The social determinants of health indicate that New York, Los Angeles, and Milwaukee have a higher risk than cities like Seattle, etc.





# TIER 1 MSA COMPARISON

MAY 14, 2020



COVID-19  
CASES

442,849

38,301

49,805

13,095

5,045

2,439

PRECONDITION

0.91

0.49

0.72

0.47

0.55

0

POPULATION DENSITY

0.91

1

0.61

0.41

0.09

0.37

WORKPLACE  
SOCIAL INTERACTION

0.95

0.84

0.88

0.74

0.66

0.8

POPULATION  
HEALTH "RISK"

1

0.79

0.40

0.48

0.11

0

**OVERALL RISK INDEX**

0.94

0.78

0.66

0.53

0.36

0.29



# Tampa & Miami both rank in the top 10 highest-risk Tier 1 cities



HEALTH RISK INDEX: Overall location-based COVID-19 risk, calculated from all four risk indices below

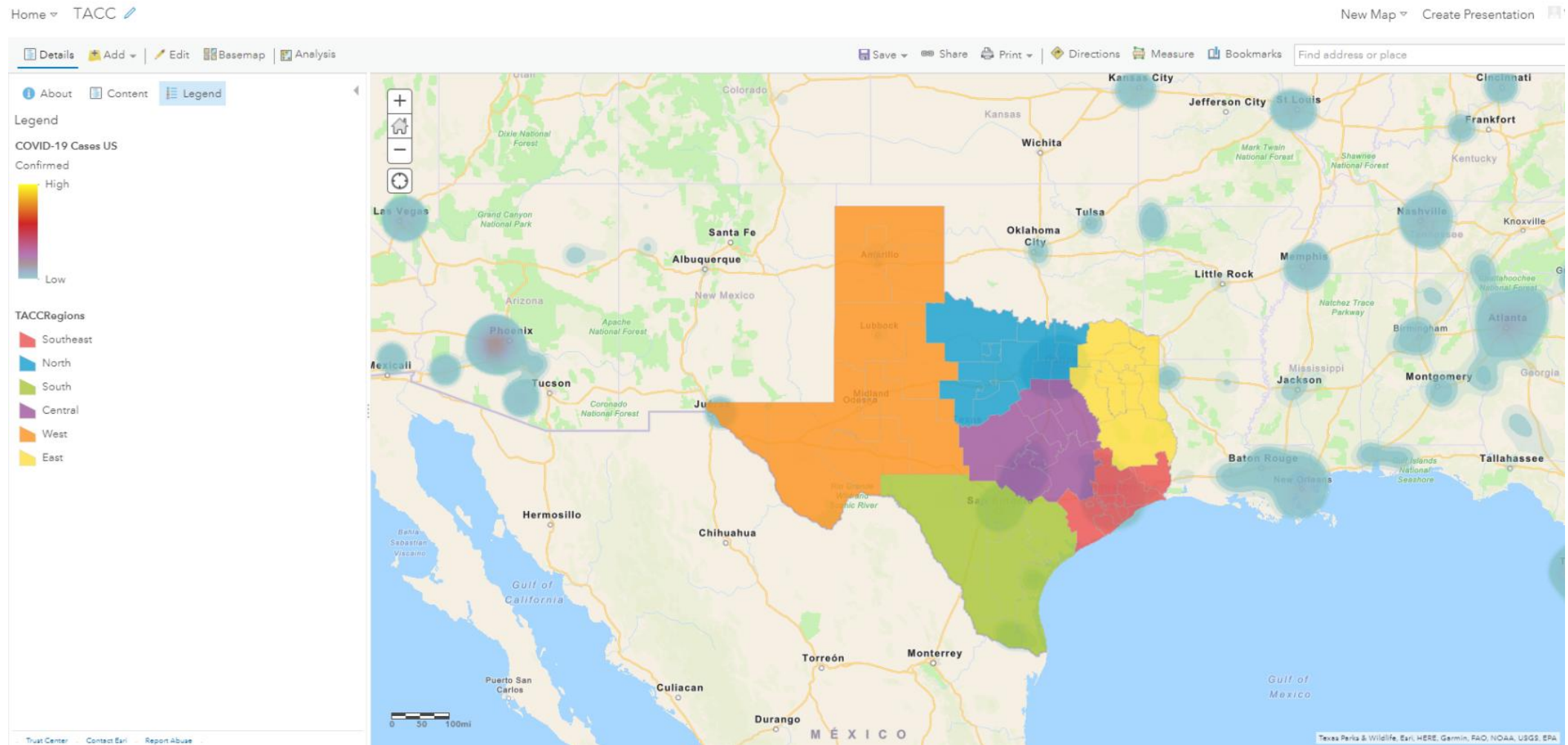
Preconditioned Population Population Density Workplace Interactions Population Health

HIGHER NUMBERS INDICATE HIGHER RISK.

Source: Emsi analysis of data from Esri, STI PopStats, and O\*Net, 2020



# TACC decision support



# 3. Application



# Application

1. Risk can be managed and understood but not eliminated
2. Risk analysis is a guide (data helps us make better decisions)
3. Solutions should be local
4. Interdisciplinary data is a must (multiple perspectives)



# 1. Local and state governments and institutions

- State and local leaders - use this risk analysis to understand their biggest risk factors and develop fine-tuned strategies that limit risk for the most vulnerable places and people.
- Help planners determine future potential hotspots, so that reemployment efforts aren't derailed by new outbreaks.



## 2. Business

- Evaluate their locations, the level of social interaction in the workplace, and the health of their workforce.
  - A recent poll indicates that 54% of US employees are concerned about exposure to COVID-19 at work, but 71% also feel confident their employer can manage the back-to-work transition safely.
- For employees to feel safe, they need to know their employer has taken measured steps to mitigate viral outbreaks.



# 3. Individuals

- Help individual Americans make better decisions, minimizing the need for the government to step in.
- People should know the data, weigh the risks, and make smarter decisions for themselves.





# Recap

- Assess their unique situation
- Create more finely tuned-strategies
- Communicate and lead
- Link: <https://www.economicmodeling.com/covid-19-health-risk-index-paper>





# COVID-19 Impacts on Regional Hiring & Programs

Changes in New Job Postings Activity

# COVID-19 Impact on Regional Jobs & Programs

- Emsi tracks changes in **New Job Postings** activity to monitor COVID-19 impacts on hiring
- We quantify the **Impact** on hiring efforts of the initial wave and shut-down (March 15 – April 30)
- We quantify the **Recovery** in hiring during initial easements (May 1 – June 30)
- We evaluate **Program Risk** and **Opportunities** across TACC regions based on hiring trends



# COVID-19 Impact Index

- Change in Average Daily New Postings

## Impact Index



-5

-2

0

+2

< -100%

> -50%

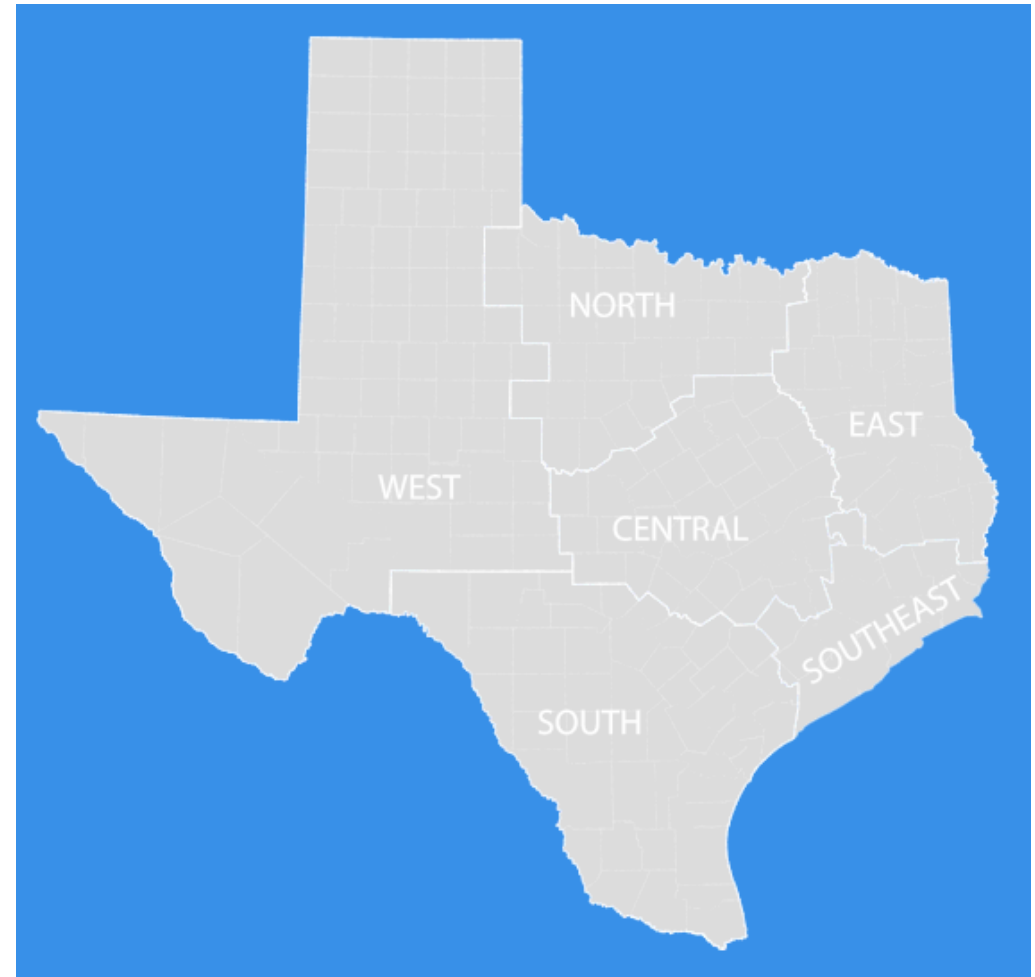
0%

< +50%

> +100%

- Impact Period: March 15 – April 30
- Recovery Period: May 1 – June 30
- Overall: March 15 – June 30
  
- 2018 IPEDS data used to evaluate regional program priorities

# TACC Regions

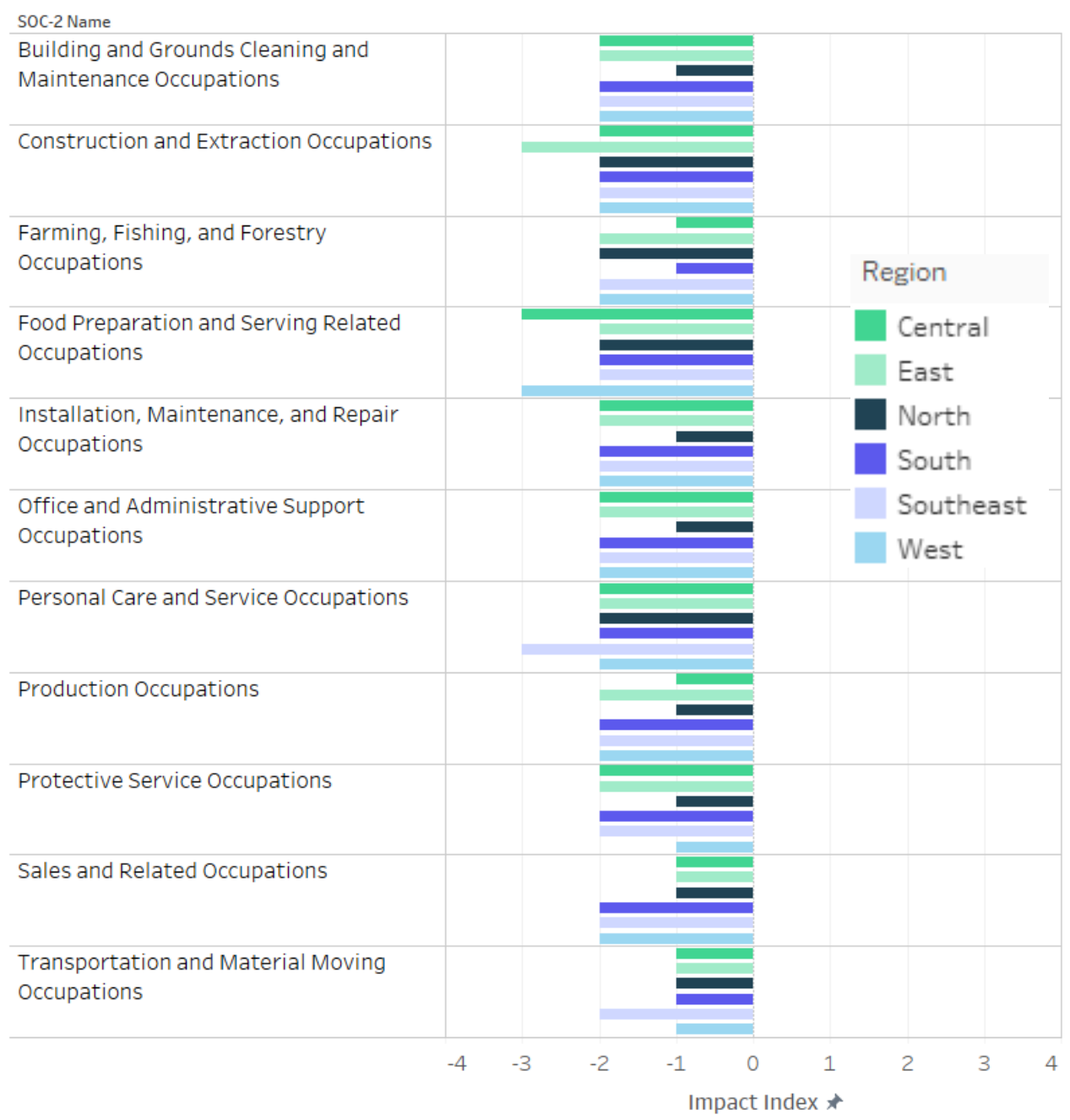


# COVID-19 Impact on Regional Hiring

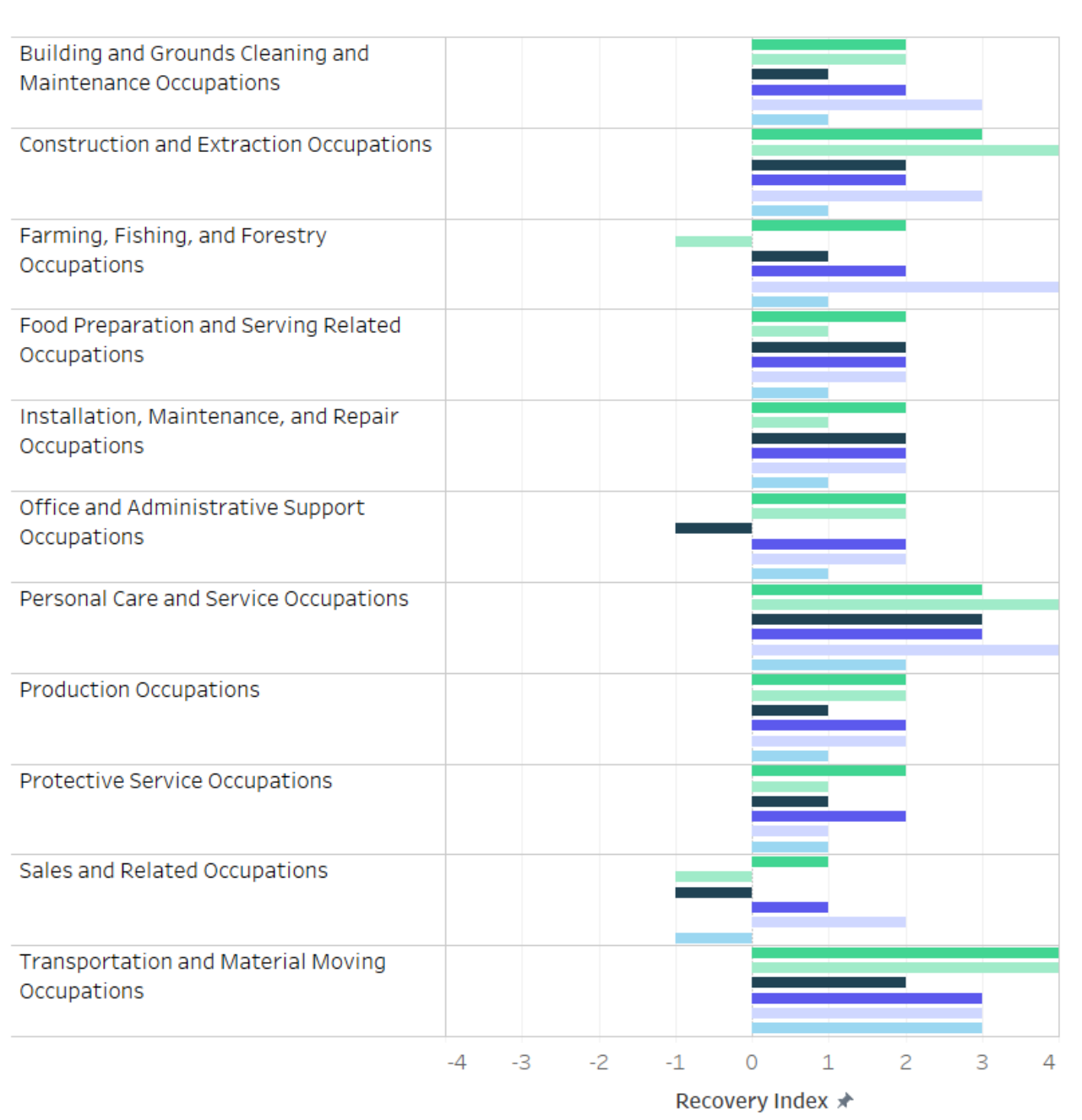
Based on 2018 IPEDS Completions



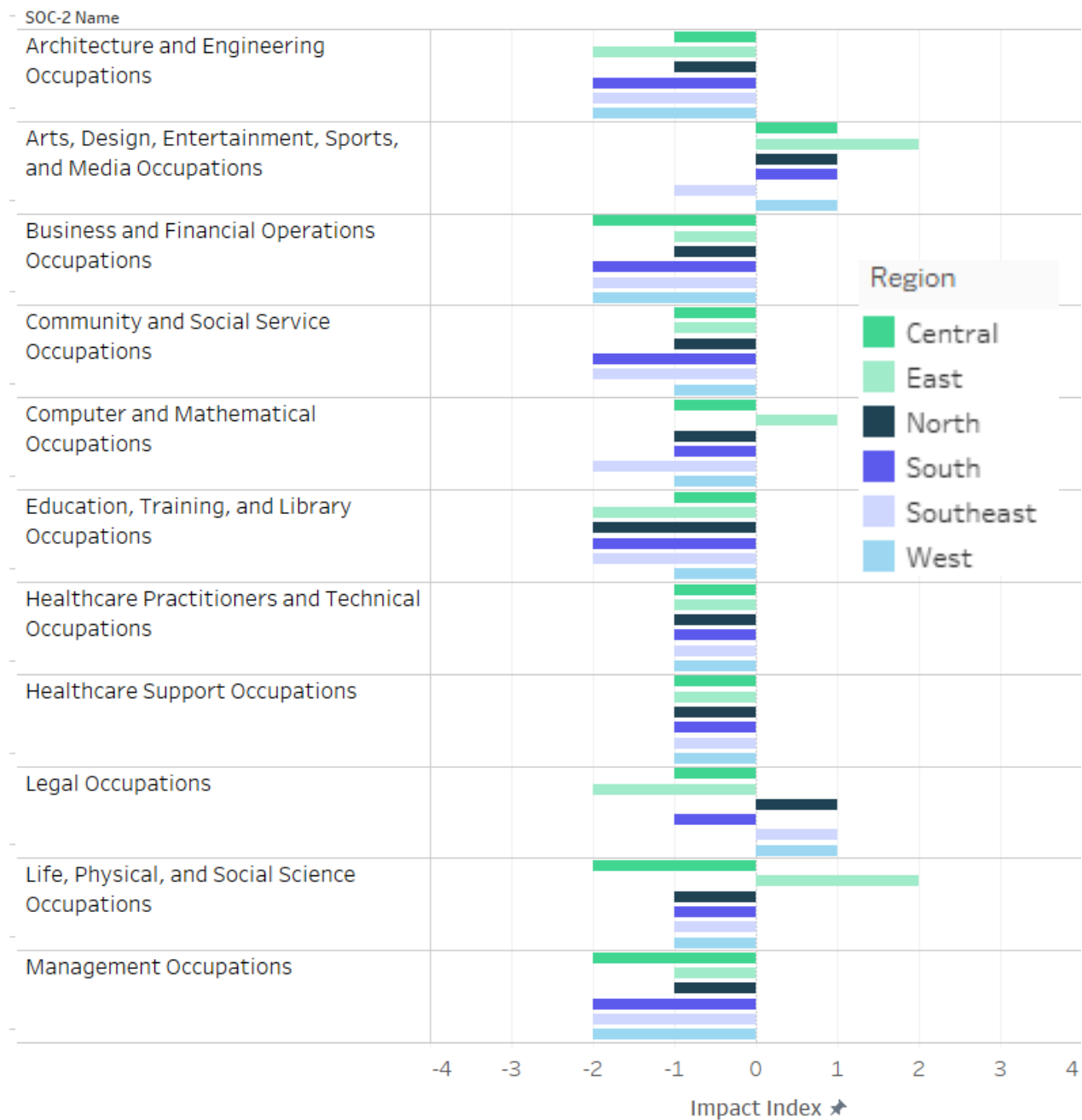
## COVID-19 Impact (March-April)



## COVID-19 Recovery (May-June)



## COVID-19 Impact (March-April)



## COVID-19 Recovery (May-June)



# Resilient and Growing Hiring




Central	East	North	South	Southeast	West
Arts, Design, Entertainment, Sports, and Media Occupations	Arts, Design, Entertainment, Sports, and Media Occupations	Arts, Design, Entertainment, Sports, and Media Occupations	Arts, Design, Entertainment, Sports, and Media Occupations	Legal Occupations	Arts, Design, Entertainment, Sports, and Media Occupations
Architecture and Engineering Occupations	Life, Physical, and Social Science Occupations	Legal Occupations	Computer and Mathematical Occupations	Arts, Design, Entertainment, Sports, and Media Occupations	Legal Occupations
Community and Social Service Occupations	Computer and Mathematical Occupations	Architecture and Engineering Occupations	Farming, Fishing, and Forestry Occupations	Healthcare Practitioners and Technical Occupations	Community and Social Service Occupations
Computer and Mathematical Occupations	Business and Financial Operations Occupations	Building and Grounds Cleaning and Maintenance Occupations	Healthcare Practitioners and Technical Occupations	Healthcare Support Occupations	Computer and Mathematical Occupations
Education, Training, and Library Occupations	Community and Social Service Occupations	Business and Financial Operations Occupations	Healthcare Support Occupations	Life, Physical, and Social Science Occupations	Education, Training, and Library Occupations
Farming, Fishing, and Forestry Occupations	Healthcare Practitioners and Technical Occupations	Community and Social Service Occupations	Legal Occupations		Healthcare Practitioners and Technical Occupations
Healthcare Practitioners and Technical Occupations	Healthcare Support Occupations	Computer and Mathematical Occupations	Life, Physical, and Social Science Occupations		Healthcare Support Occupations
Healthcare Support Occupations	Management Occupations	Healthcare Practitioners and Technical Occupations	Transportation and Material Moving Occupations		Life, Physical, and Social Science Occupations
Legal Occupations	Sales and Related Occupations	Healthcare Support Occupations			Protective Service Occupations
Production Occupations	Transportation and Material Moving Occupations	Installation, Maintenance, and Repair Occupations			Transportation and Material Moving Occupations
Sales and Related Occupations		Life, Physical, and Social Science Occupations			
Transportation and Material Moving Occupations		Management Occupations			
		Office and Administrative Support Occupations			
		Production Occupations			
		Protective Service Occupations			
		Sales and Related Occupations			
		Transportation and Material Moving Occupations			



# Strongly Contracted Hiring

Impact Index



Central	East	North	South	Southeast	West
Building and Grounds Cleaning and Maintenance Occupations	Architecture and Engineering Occupations	Construction and Extraction Occupations	Architecture and Engineering Occupations	Architecture and Engineering Occupations	Architecture and Engineering Occupations
Business and Financial Operations Occupations	Building and Grounds Cleaning and Maintenance Occupations	Education, Training, and Library Occupations	Building and Grounds Cleaning and Maintenance Occupations	Building and Grounds Cleaning and Maintenance Occupations	Building and Grounds Cleaning and Maintenance Occupations
Construction and Extraction Occupations	Education, Training, and Library Occupations	Farming, Fishing, and Forestry Occupations	Business and Financial Operations Occupations	Business and Financial Operations Occupations	Business and Financial Operations Occupations
Installation, Maintenance, and Repair Occupations	Farming, Fishing, and Forestry Occupations	Food Preparation and Serving Related Occupations	Community and Social Service Occupations	Community and Social Service Occupations	Construction and Extraction Occupations
Life, Physical, and Social Science Occupations	Food Preparation and Serving Related Occupations	Personal Care and Service Occupations	Construction and Extraction Occupations	Computer and Mathematical Occupations	Farming, Fishing, and Forestry Occupations
Management Occupations	Installation, Maintenance, and Repair Occupations		Education, Training, and Library Occupations	Construction and Extraction Occupations	Installation, Maintenance, and Repair Occupations
Office and Administrative Support Occupations	Legal Occupations		Food Preparation and Serving Related Occupations	Education, Training, and Library Occupations	Management Occupations
Personal Care and Service Occupations	Office and Administrative Support Occupations		Installation, Maintenance, and Repair Occupations	Farming, Fishing, and Forestry Occupations	Office and Administrative Support Occupations
Protective Service Occupations	Personal Care and Service Occupations		Management Occupations	Food Preparation and Serving Related Occupations	Personal Care and Service Occupations
Food Preparation and Serving Related Occupations	Production Occupations		Office and Administrative Support Occupations	Installation, Maintenance, and Repair Occupations	Production Occupations
	Protective Service Occupations		Personal Care and Service Occupations	Management Occupations	Sales and Related Occupations
	Construction and Extraction Occupations		Production Occupations	Office and Administrative Support Occupations	Food Preparation and Serving Related Occupations
			Protective Service Occupations	Production Occupations	
			Sales and Related Occupations	Protective Service Occupations	
				Sales and Related Occupations	
				Transportation and Material Moving Occupations	
				Personal Care and Service Occupations	

# COVID-19 Impact on Top Regional Programs

Based on 2018 IPEDS Completions



## Central

CIP Code	Description	Completions (2018)	Overall Impact
24.01	General Studies	5149	-13
24.01	Liberal Arts and Sciences/Liberal Studies	827	-13
5138	Registered Nursing/Registered Nurse	701	-2.3
52.01	Business/Commerce, General	606	-15
43.01	Criminal Justice/Safety Studies	441	-10

## East

CIP Code	Description	Completions (2018)	Overall Impact
24.01	General Studies	1811	-2.3
24.01	Liberal Arts and Sciences/Liberal Studies	965	-2.3
5138	Registered Nursing/Registered Nurse	617	-0.8
5139	Licensed Practical/Vocational Nurse Training	571	-0.5
48.051	Welding Technology/Welder	545	-10

## North

CIP Code	Description	Completions (2018)	Overall Impact
24.01	General Studies	13094	-15
24.01	Liberal Arts and Sciences/Liberal Studies	1663	-15
52.02	Business Administration and Management, General	1577	-10
5138	Registered Nursing/Registered Nurse	1229	-13
47.06	Automobile/Automotive Mechanics Technology/Technician	742	-13

## South

CIP Code	Description	Completions (2018)	Overall Impact
24.01	General Studies	4296	-13
24.01	Liberal Arts and Sciences/Liberal Studies	3904	-13
52.02	Business Administration and Management, General	1203	-16
5138	Registered Nursing/Registered Nurse	860	-18
48.051	Welding Technology/Welder	825	12

## Southeast

CIP Code	Description	Completions (2018)	Overall Impact
24.01	General Studies	6641	-2.3
24.01	Liberal Arts and Sciences/Liberal Studies	5933	-2.3
52.02	Business Administration and Management, General	1894	-17
4103	Chemical Technology/Technician	1341	-0.8
48.051	Welding Technology/Welder	1312	-2.2

## West

CIP Code	Description	Completions (2018)	Overall Impact
24.01	General Studies	1986	-2.3
24.01	Liberal Arts and Sciences/Liberal Studies	1520	-2.3
5138	Registered Nursing/Registered Nurse	644	-13
52.02	Business Administration and Management, General	577	-15
52.01	Business/Commerce, General	402	-15

# Regional Program Risk & Opportunity

Based on Lowest & Highest COVID-19 Impact Indices



# Risk

# Opportunity

Central

CIP Code	Description	Completions (2018)	COVID-19 Impact
51081	Physical Therapy Technician/Assistant	61	-3.5
51091	Radiologic Technology/Science - Radiographer	87	-3.1
51101	Phlebotomy Technician/Phlebotomist	26	-2.8
19.07	Human Development and Family Studies, General	19	-2.8
51071	Health Information/Medical Records Technology/Technician	93	-2.5
29.04	Military Applied Sciences, Other	140	-2.5
47.061	Diesel Mechanics Technology/Technician	11	-2.5
5108	Occupational Therapist Assistant	71	-2.4
10.104	Farm/Farm and Ranch Management	17	-2.4
5138	Registered Nursing/Registered Nurse	701	-2.3
43.02	Fire Prevention and Safety Technology/Technician	20	-2.2
12.05	Culinary Arts/Chef Training	29	-2.1
19.071	Child Care Provider/Assistant	81	-2.0
43.02	Fire Science/Fire-fighting	269	-2.0
45.07	Geographic Information Science and Cartography	16	-2.0
51071	Medical Insurance Coding Specialist/Coder	42	-1.9
3.0.104	Environmental Science	13	-1.9
19.071	Child Development	68	-1.9
51091	Surgical Technology/Technologist	54	-1.8
45.01	Social Sciences, General	51	-1.8

CIP Code	Description	Completions (2018)	COVID-19 Impact
50.1	Music Management	66	4.3
10201	Agricultural Mechanization, General	47	3.0
50.07	Art/Art Studies, General	52	2.8
50.041	Commercial Photography	33	2.0
51091	Respiratory Care Therapy/Therapist	29	1.7
26.01	Biology/Biological Sciences, General	124	1.5
10.03	Animation, Interactive Technology, Video Graphics and Special Effects	77	1.5
9.0401	Journalism	18	1.3
5139	Licensed Practical/Vocational Nurse Training	315	1.3
43.011	Criminal Justice/Police Science	295	1.2
16.16	Sign Language Interpretation and Translation	87	1.0
16.01	Foreign Languages and Literatures, General	82	1.0
16.091	Spanish Language and Literature	36	1.0
22.03	Legal Assistant/Paralegal	59	0.9
9.0701	Radio and Television	31	0.4
1	Agriculture, General	62	0.3
47.06	Autobody/Collision and Repair Technology/Technician	13	0.2
5115	Clinical/Medical Social Work	28	0.2
13.12	Junior High/Intermediate/Middle School Education and Teaching	68	0.2
27.01	Mathematics, General	78	0.1

# Risk

# Opportunity

East

CIP Code	Description	Completions (2018)	Overall Impact
51091	Diagnostic Medical Sonography/Sonographer and Ultrasound Technician	20	-3.5
43.02	Fire Science/Fire-fighting	112	-3.2
19.071	Child Care and Support Services Management	28	-2.8
52.041	Business/Office Automation/Technology/Data Entry	13	-2.8
10601	Applied Horticulture/Horticulture Operations, General	73	-2.6
5108	Occupational Therapist Assistant	36	-2.6
12.04	Cosmetology/Cosmetologist, General	192	-2.6
10.104	Farm/Farm and Ranch Management	18	-2.5
27.01	Mathematics, General	15	-2.5
13.121	Early Childhood Education and Teaching	89	-2.4
51091	Radiologic Technology/Science - Radiographer	86	-2.4
15.1	Construction Engineering Technology/Technician	19	-2.3
24.01	General Studies	1811	-2.3
24.01	Liberal Arts and Sciences/Liberal Studies	965	-2.3
24.01	Humanities/Humanistic Studies	46	-2.3
15.07	Occupational Safety and Health Technology/Technician	21	-2.3
46.03	Electrical and Power Transmission Installation/Installer, General	46	-2.1
19.071	Child Development	62	-2.1
19.071	Child Care Provider/Assistant	11	-2.0
15.061	Manufacturing Engineering Technology/Technician	55	-1.9

CIP Code	Description	Completions (2018)	Overall Impact
43.011	Criminal Justice/Police Science	45	4.1
42.01	Psychology, General	77	2.1
5106	Dental Assisting/Assistant	35	2.0
51091	Athletic Training/Trainer	33	2.0
1104	Information Science/Studies	23	1.6
5139	Nursing Assistant/Aide and Patient Care Assistant/Aide	83	1.2
51091	Respiratory Care Therapy/Therapist	27	1.1
50.041	Graphic Design	24	1.0
47.02	Heating, Air Conditioning, Ventilation and Refrigeration Maintenance Technology/Technician	227	1.0
50.041	Commercial Photography	19	1.0
50.07	Art/Art Studies, General	25	0.7
1101	Computer and Information Sciences, General	59	0.6
14.01	Engineering, General	35	0.4
13.12	Junior High/Intermediate/Middle School Education and Teaching	29	0.3
1102	Computer Programming/Programmer, General	16	0.2
51081	Veterinary/Animal Health Technology/Technician and Veterinary Assistant	11	0.2
47.041	Watchmaking and Jewelmaking	74	0.0
50.09	Music, General	35	0.0
15.11	Surveying Technology/Surveying	24	0.0
16.16	Sign Language Interpretation and Translation	22	0.0

## Risk

CIP Code	Description	Completions (2018)	Overall Impact
25.03	Library and Archives Assisting	27	-3.5
47.061	Diesel Mechanics Technology/Technician	20	-2.8
43.02	Fire Science/Fire-fighting	170	-2.7
47.061	Aircraft Powerplant Technology/Technician	99	-2.6
13.121	Secondary Education and Teaching	81	-2.3
51.071	Health Information/Medical Records Technology/Technician	45	-2.3
47.061	Airframe Mechanics and Aircraft Maintenance Technology/Technician	130	-2.2
51.091	Radiologic Technology/Science - Radiographer	156	-2.2
51.08	Occupational Therapist Assistant	34	-2.1
43.02	Fire Prevention and Safety Technology/Technician	103	-2.1
52.191	Tourism and Travel Services Marketing Operations	22	-2.0
19.071	Child Care Provider/Assistant	77	-2.0
50.041	Interior Design	46	-2.0
13.121	Teacher Education, Multiple Levels	14	-2.0
51.081	Physical Therapy Technician/Assistant	42	-1.9
19.071	Child Development	85	-1.8
51.06	Dental Hygiene/Hygienist	48	-1.8
51.091	Diagnostic Medical Sonography/Sonographer and Ultrasound Technician	37	-1.8
12.041	Cosmetology, Barber/Styling, and Nail Instructor	33	-1.8
47.061	Motorcycle Maintenance and Repair Technology/Technician	21	-1.8

## Opportunity

CIP Code	Description	Completions (2018)	Overall Impact
50.1	Music Management	51	5.0
10.307	Horse Husbandry/Equine Science and Management	15	4.5
10.104	Farm/Farm and Ranch Management	19	4.3
47.02	Heating, Air Conditioning, Ventilation and Refrigeration Maintenance Technology/Technician	153	3.3
15.05	Heating, Ventilation, Air Conditioning and Refrigeration Engineering Technology/Technician	150	2.8
10.601	Applied Horticulture/Horticulture Operations, General	23	2.5
12.041	Aesthetician/Esthetician and Skin Care Specialist	24	2.3
51.35	Massage Therapy/Therapeutic Massage	19	1.5
52.041	Business/Office Automation/Technology/Data Entry	42	1.3
10.031	Graphic and Printing Equipment Operator, General Production	20	1.2
16.16	Sign Language Interpretation and Translation	146	1.0
51.31	Dietetic Technician	44	1.0
51.091	Respiratory Care Therapy/Therapist	74	0.9
50.09	Music Performance, General	14	0.8
51.081	Veterinary/Animal Health Technology/Technician and Veterinary Assistant	354	0.4
51.09	Emergency Medical Technology/Technician (EMT Paramedic)	379	0.0
51.081	Pharmacy Technician/Assistant	38	-0.1
52.08	Banking and Financial Support Services	36	-0.1
44.07	Social Work	20	-0.2
10.03	Animation, Interactive Technology, Video Graphics and Special Effects	19	-0.3

# Risk

CIP Code	Description	Completions (2018)	Overall Impact
50.1	Music Management	26	-4.0
12.05	Baking and Pastry Arts/Baker/Pastry Chef	60	-3.0
51091	Surgical Technology/Technologist	27	-2.9
48.051	Tool and Die Technology/Technician	67	-2.8
15.07	Occupational Safety and Health Technology/Technician	52	-2.8
5106	Dental Hygiene/Hygienist	51	-2.8
51081	Physical Therapy Technician/Assistant	88	-2.8
15.03	Electrical, Electronic and Communications Engineering Technology/Technician	210	-2.5
15.12	Computer Technology/Computer Systems Technology	87	-2.5
15.12	Computer Engineering Technology/Technician	34	-2.5
51091	Diagnostic Medical Sonography/Sonographer and Ultrasound Technician	30	-2.5
5109	Cardiovascular Technology/Technologist	17	-2.5
52.1	Human Resources Management/Personnel Administration, General	17	-2.4
12.05	Restaurant, Culinary, and Catering Management/Manager	27	-2.3
511	Clinical/Medical Laboratory Technician	61	-2.3
19.071	Child Care Provider/Assistant	43	-2.3
51101	Histologic Technician	13	-2.3
52.15	Real Estate	34	-2.2
12.03	Funeral Service and Mortuary Science, General	81	-2.2
15.13	Drafting and Design Technology/Technician, General	115	-2.1

# Opportunity

CIP Code	Description	Completions (2018)	Overall Impact
5106	Dental Assisting/Assistant	52	2.0
9.0102	Mass Communication/Media Studies	11	2.0
10.03	Animation, Interactive Technology, Video Graphics and Special Effects	59	2.0
9.0401	Journalism	19	1.9
48.051	Welding Technology/Welder	825	1.2
5139	Nursing Assistant/Aide and Patient Care Assistant/Aide	282	1.1
16.16	Sign Language Interpretation and Translation	78	1.0
16.01	Foreign Languages and Literatures, General	21	1.0
16.091	Spanish Language and Literature	15	1.0
40.05	Chemistry, General	29	0.7
22.03	Legal Assistant/Paralegal	35	0.3
48.05	Machine Tool Technology/Machinist	77	0.3
10601	Applied Horticulture/Horticulture Operations, General	11	0.3
52.041	Business/Office Automation/Technology/Data Entry	32	0.3
43.011	Criminal Justice/Police Science	431	0.1
13.121	Teacher Education, Multiple Levels	167	0.0
50.07	Fine/Studio Arts, General	61	0.0
54.01	History, General	52	0.0
31051	Kinesiology and Exercise Science	49	0.0
43.011	Forensic Science and Technology	48	0.0



# Risk

CIP Code	Description	Completions (2018)	Overall Impact
51081	Physical Therapy Technician/Assistant	100	-2.9
15.09	Petroleum Technology/Technician	80	-2.8
5106	Dental Hygiene/Hygienist	46	-2.8
12.041	Nail Technician/Specialist and Manicurist	19	-2.8
15.061	Metallurgical Technology/Technician	15	-2.8
49.031	Marine Science/Merchant Marine Officer	11	-2.8
47.061	Diesel Mechanics Technology/Technician	83	-2.5
15.04	Biomedical Technology/Technician	50	-2.4
51091	Radiologic Technology/Science - Radiographer	312	-2.4
52.04	Administrative Assistant and Secretarial Science, General	208	-2.3
47.06	Autobody/Collision and Repair Technology/Technician	57	-2.3
51091	Medical Radiologic Technology/Science - Radiation Therapist	58	-2.3
24.01	General Studies	6641	-2.3
24.01	Liberal Arts and Sciences/Liberal Studies	5933	-2.3
51071	Health Information/Medical Records Technology/Technician	136	-2.3
15.07	Occupational Safety and Health Technology/Technician	88	-2.3
19.071	Child Care and Support Services Management	31	-2.3
48.051	Welding Technology/Welder	1312	-2.2
12.05	Baking and Pastry Arts/Baker/Pastry Chef	68	-2.1
52.09	Hotel/Motel Administration/Management	14	-2.1

# Opportunity

CIP Code	Description	Completions (2018)	Overall Impact
41021	Nuclear/Nuclear Power Technology/Technician	24	2.3
43.02	Fire Science/Fire-fighting	193	2.2
10.03	Animation, Interactive Technology, Video Graphics and Special Effects	31	1.8
51081	Veterinary/Animal Health Technology/Technician and Veterinary Assistant	74	1.7
5139	Licensed Practical/Vocational Nurse Training	356	1.3
50.041	Fashion/Apparel Design	20	1.3
5109	Emergency Medical Technology/Technician (EMT Paramedic)	309	1.2
13.05	Educational/Instructional Technology	130	1.2
13.121	Teacher Education, Multiple Levels	306	1.1
47.02	Heating, Air Conditioning, Ventilation and Refrigeration Maintenance Technology/Technician	566	1.0
16.16	Sign Language Interpretation and Translation	27	1.0
5139	Nursing Assistant/Aide and Patient Care Assistant/Aide	65	0.8
50.09	Music Performance, General	12	0.8
51091	Respiratory Care Therapy/Therapist	99	0.7
50.04	Commercial and Advertising Art	48	0.3
48.07	Cabinetmaking and Millwork	37	0.3
10.02	Radio and Television Broadcasting Technology/Technician	37	0.1
15.13	Drafting and Design Technology/Technician, General	514	0.1
15.13	CAD/CADD Drafting and/or Design Technology/Technician	40	0.1
5115	Psychiatric/Mental Health Services Technician	168	0.0

# Risk

# Opportunity

West

CIP Code	Description	Completions (2018)	Overall Impact
50.09	Music Performance, General	20	-3.4
51091	Radiologic Technology/Science - Radiographer	86	-3.4
15.03	Electrical, Electronic and Communications Engineering Technology/Technician	17	-3.3
43.02	Fire Science/Fire-fighting	136	-2.8
10.104	Farm/Farm and Ranch Management	30	-2.8
10.101	Agricultural Business and Management, General	23	-2.8
52.03	Accounting	30	-2.7
10606	Plant Nursery Operations and Management	27	-2.7
10601	Applied Horticulture/Horticulture Operations, General	17	-2.6
51091	Diagnostic Medical Sonography/Sonographer and Ultrasound Technician	34	-2.5
40.05	Chemistry, General	17	-2.4
15.04	Instrumentation Technology/Technician	20	-2.4
51081	Physical Therapy Technician/Assistant	60	-2.4
24.01	General Studies	1986	-2.3
24.01	Liberal Arts and Sciences/Liberal Studies	1520	-2.3
15.061	Industrial Technology/Technician	50	-2.3
47.01	Computer Installation and Repair Technology/Technician	19	-2.3
50.04	Commercial and Advertising Art	64	-2.2
52.03	Accounting Technology/Technician and Bookkeeping	13	-2.2
50.041	Graphic Design	41	-2.1

CIP Code	Description	Completions (2018)	Overall Impact
5106	Dental Hygiene/Hygienist	60	6.3
5135	Massage Therapy/Therapeutic Massage	41	4.3
50.041	Commercial Photography	34	2.0
27.01	Mathematics, General	46	1.9
50.07	Art/Art Studies, General	49	1.4
47.01	Electrical/Electronics Equipment Installation and Repair, General	89	1.2
15.04	Electromechanical Technology/Electromechanical Engineering Technology	150	1.1
5115	Substance Abuse/Addiction Counseling	59	1.0
16.16	Sign Language Interpretation and Translation	36	1.0
22.03	Legal Assistant/Paralegal	97	1.0
51081	Pharmacy Technician/Assistant	31	0.8
14.19	Mechanical Engineering	29	0.4
4.0201	Architecture	33	0.4
52.191	Tourism and Travel Services Marketing Operations	17	0.3
47.061	Airframe Mechanics and Aircraft Maintenance Technology/Technician	41	0.2
49.021	Truck and Bus Driver/Commercial Vehicle Operator and Instructor	142	0.1
42.01	Psychology, General	278	0.1
5139	Licensed Practical/Vocational Nurse Training	357	0.0
48.051	Welding Technology/Welder	222	0.0
51071	Health Information/Medical Records Technology/Technician	31	0.0

# Next Steps



# How can we help?

- Emsi Resources Page: <https://www.economicmodeling.com/covid-19-resources/>
- Free COVID-19 **Regional Impact Report** – what is happening in your region
- **Affordable** COVID-19 **Program Response Report** – tailored to your institutional CIPs
- **300K x 300**: We are preparing a proposal to leverage our Professional Profiles, Labor Market, COVID-19 Index, and In-demand Skills data in support of this effort



# Thank You

**Questions about service:**

[Lucas.Rae@economicmodeling.com](mailto:Lucas.Rae@economicmodeling.com)

**Questions about the Health Risk Index:**

[Wayne.Gearey@economicmodeling.com](mailto:Wayne.Gearey@economicmodeling.com)

**Questions about the COVID-19 Impact Index:**

[Stuart.Muller@economicmodeling.com](mailto:Stuart.Muller@economicmodeling.com)

