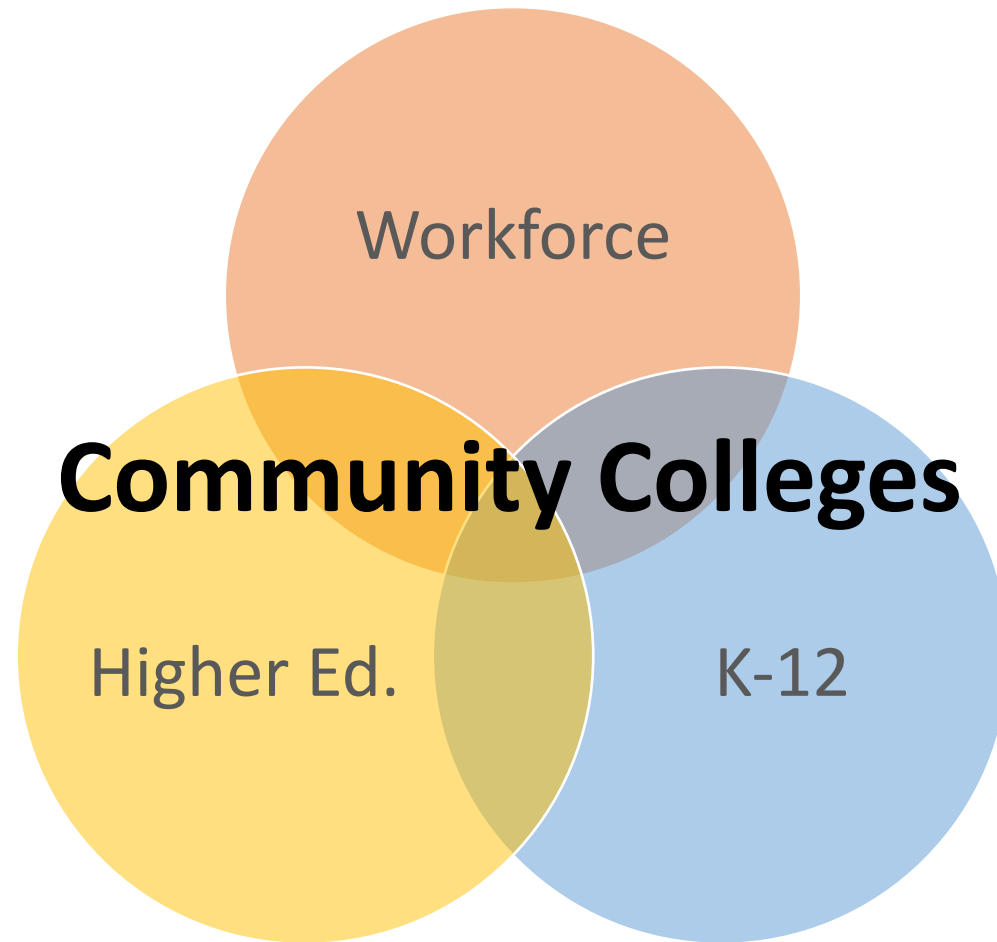


**The Texas Association of Community Colleges  
Community College Association of Texas Trustees**

# Community Colleges: At the Intersection of Workforce and Education



# Achieving the Goals of 60x30TX

## **THE OVERARCHING GOAL: 60x30**

*By 2030, at least 60 percent of Texans ages 25-34 will have a certificate or degree*

## **THE SECOND GOAL: COMPLETION**

*By 2030, at least 550,000 students in that year will complete a certificate, associate, bachelor's, or master's from an institution of higher education in Texas.*

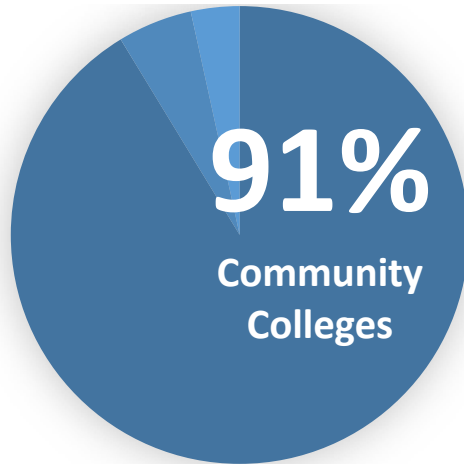
## **THE THIRD GOAL: MARKETABLE SKILLS**

*By 2030, all graduates from Texas public institutions of higher education will have completed programs with identified marketable skills.*

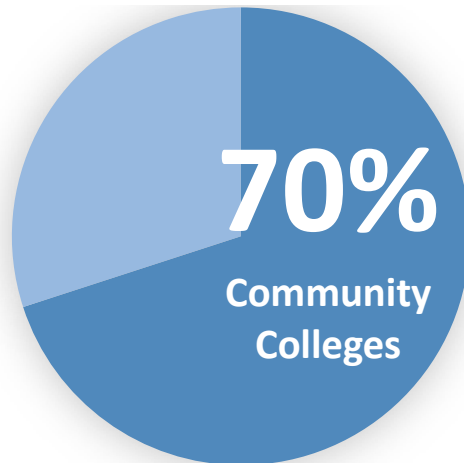
## **THE FOURTH GOAL: STUDENT DEBT**

*By 2030, undergraduate student loan debt will not exceed 60 percent of first-year wages for graduates of Texas public institutions.*

# Texas Community Colleges Serve the State at Scale



Fall 2015 Technical Enrollment



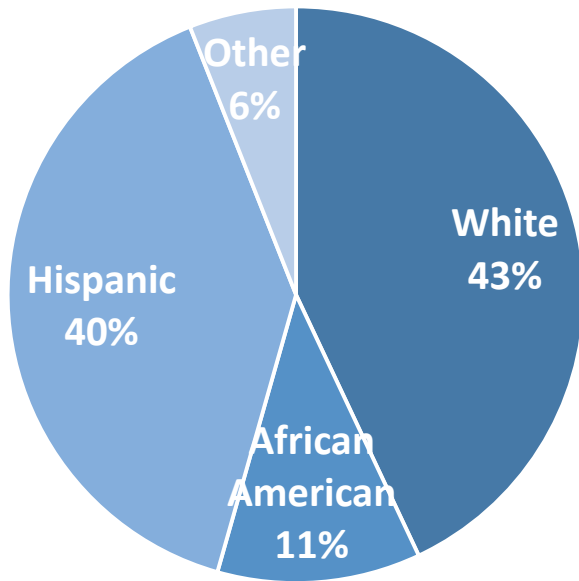
Freshmen & Sophomores in  
Higher Education

Community colleges are the largest sector of Texas higher education

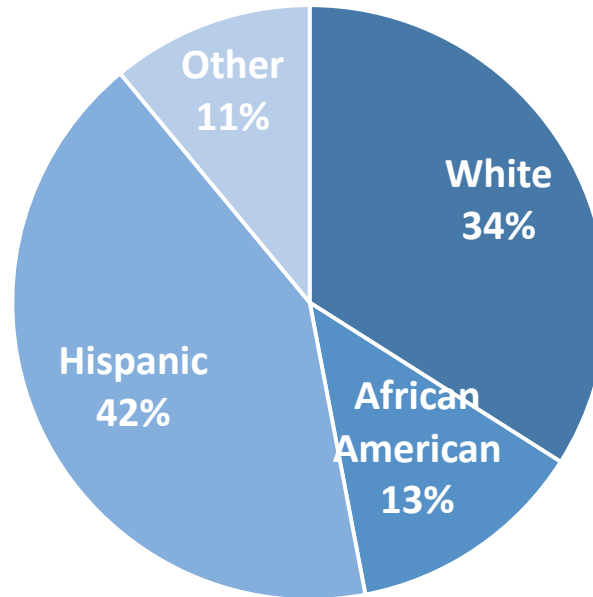
	Fall 2015 Enrollment	% of Enrollment
<b>Community Colleges</b>	<b>700,892</b>	<b>47.1%</b>
Public Universities	619,175	41.6%
State Two-Year Colleges	17,655	1.2%
Health Related Institutions	26,363	1.8%
Independent College or University	123,432	8.3%
Independent 2-year College	629	< 0.1%

# Texas Community Colleges Serve the State at Scale

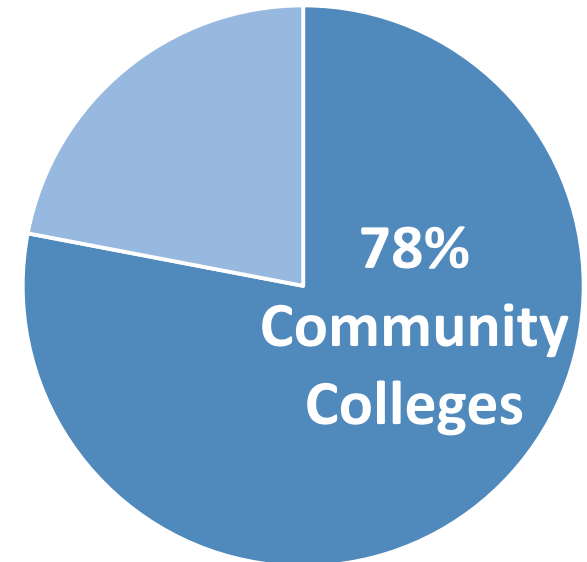
Community colleges serve a diverse and underserved population



Texas Population

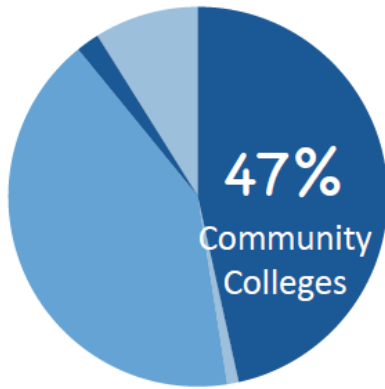


700,892 Students,  
Fall 2015

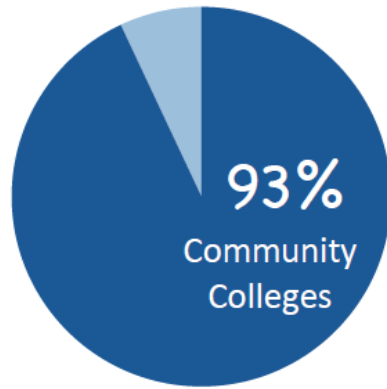


Minority freshmen &  
sophomores in higher education

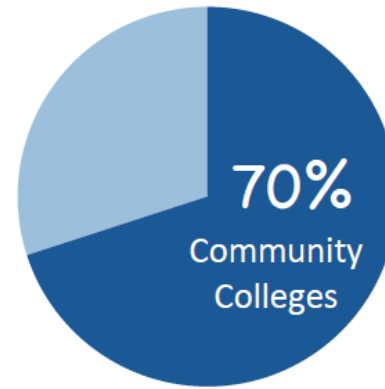
# Texas Community Colleges Serve the State at Scale



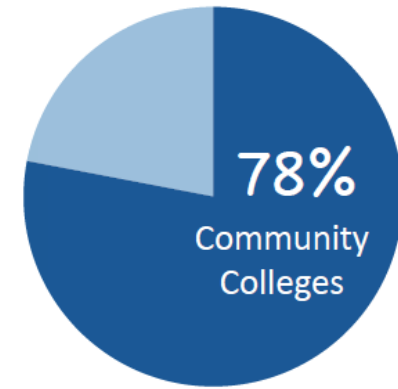
Community Colleges are the largest sector of Texas higher education



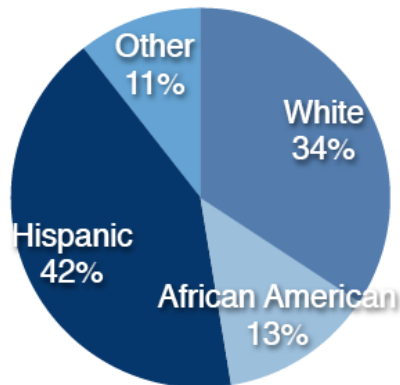
123,893 dual credit students



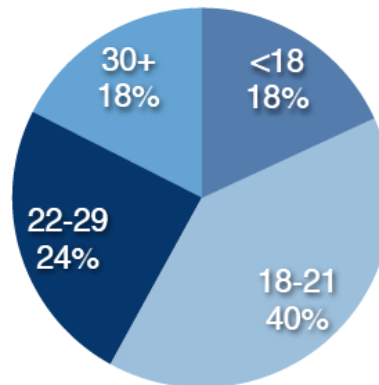
70% of Freshmen & Sophomores



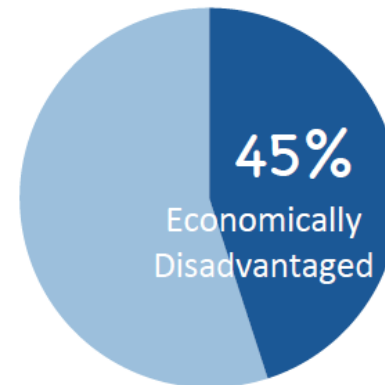
78% of Minority Freshmen & Sophomores



700,892 students that reflect the diversity of Texas



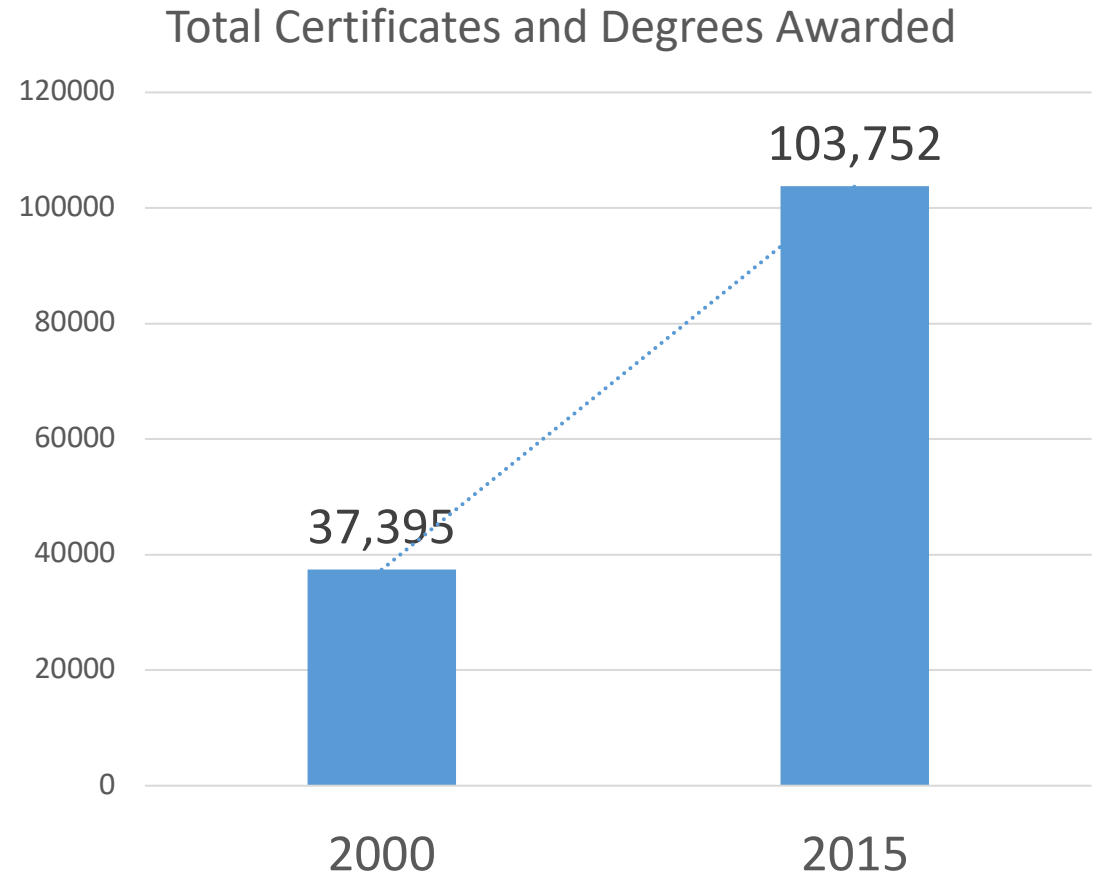
Community Colleges Serve Students of All Ages



45% of students earning a degree or certificate are economically disadvantaged

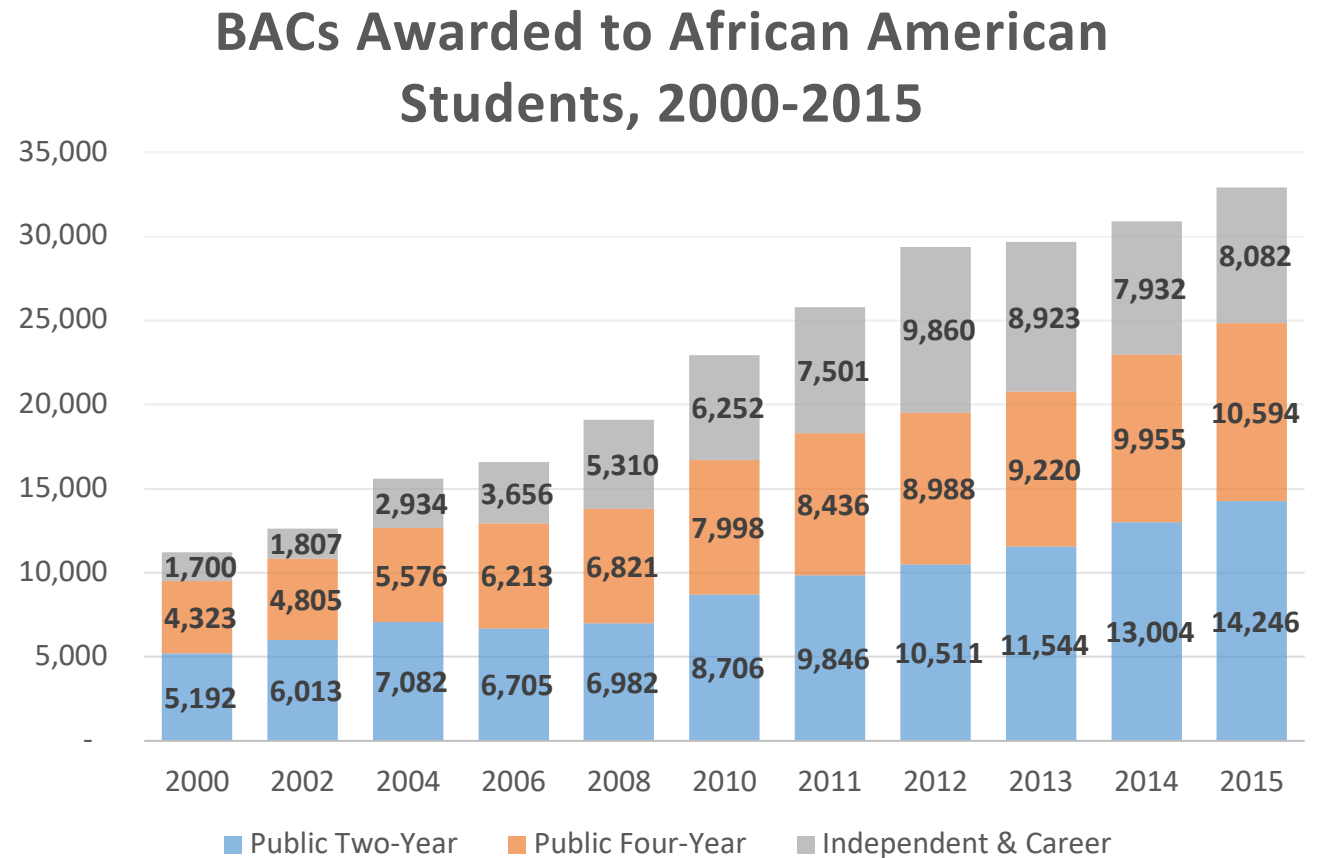
# GOAL 2: COMPLETION

- Community colleges were instrumental in the state's meeting the Closing the Gaps (CTG) success goals
- Texas met and exceeded Closing the Gaps targets for Baccalaureate, Associate, and Certificates (BACs) awarded
  - Surpassed the 2015 goal in 2011
- Total Certificate and Degrees awarded at community colleges have increased **177%** since 2000
- Community colleges awarded **40%** of all BACs awarded in 2015
- Community colleges awarded **9,000** additional BACs from 2014 to 2015; a **9% increase**.



# Completion Success at Community Colleges

- Community colleges conferred the most Baccalaureate, Associate, and Certificates (BACs) to African American students of any sector
  - **14,246** BACs awarded in 2015
    - **43.3%** of the total
- **174%** Increase between 2000 and 2015

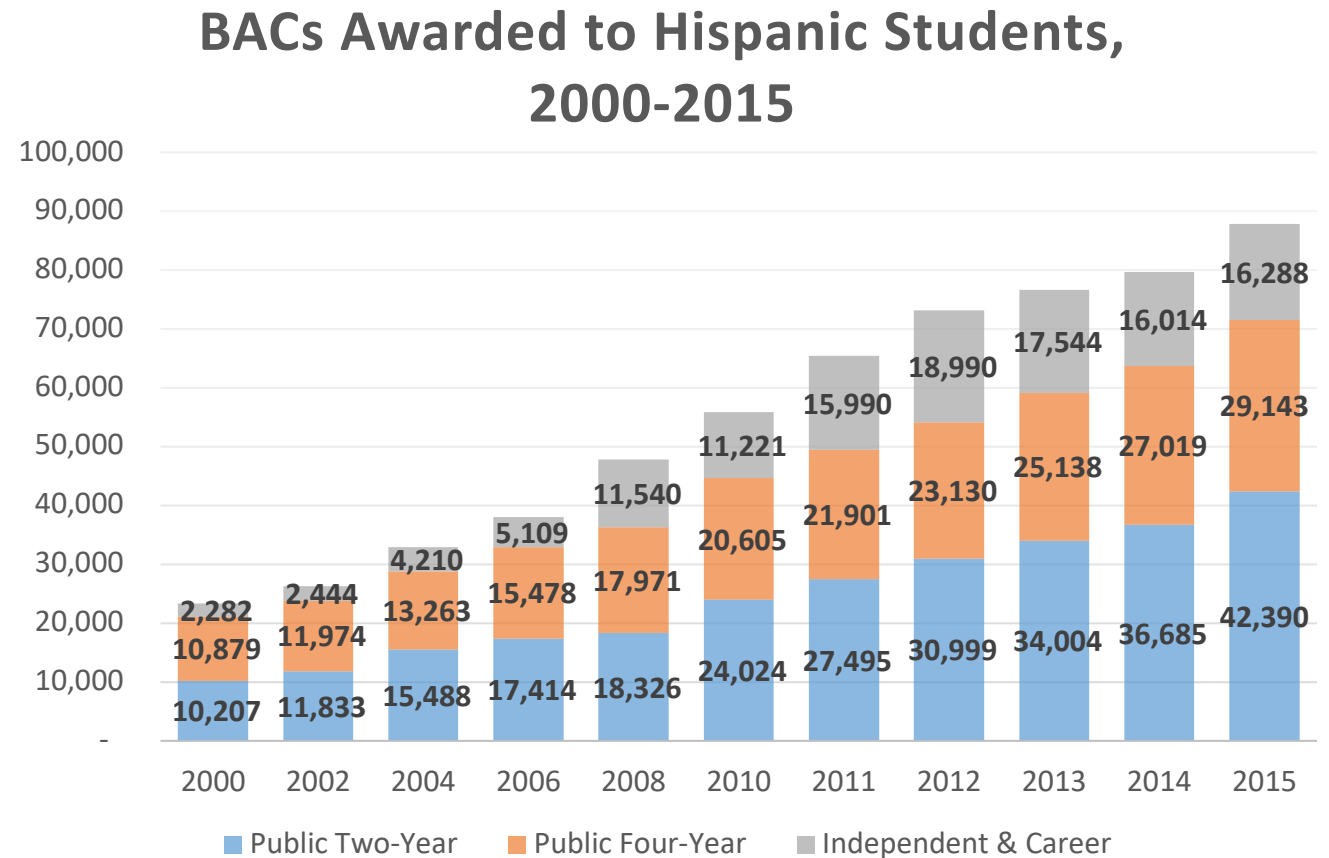


Source: THECB – Closing the Gaps, Final Progress Report, June 2016



# Completion Success at Community Colleges

- Community colleges conferred the most Baccalaureate, Associate, and Certificates (BACs) to Hispanic students of any sector
  - **42,390** BACs awarded in 2015
    - **48%** of the total
  - **315%** Increase between 2000 and 2015



Source: THECB – Closing the Gaps, Final Progress Report, June 2016

# GOAL 3: MARKETABLE SKILLS

- Community colleges are primary providers of technical education.
  - Community Colleges awarded **91.5%** of all Technical Associates and Certificates in Texas public higher education.
- Across community colleges, **184,476** students are in technical programs (fall 2015).
  - Share of tech students varies widely across the colleges; some are closer to a 50/50 split between technical and academic programs.
  - **Panola College** and **Costal Bend College** are each at **55%** technical program enrollment.
  - **Angelina College, Brazosport College, College of the Mainland, Del Mar College, Grayson College, Kilgore College, Lee College, and Tyler Junior College** are each at or above **40%** technical program enrollment.

# GOAL 3: MARKETABLE SKILLS

## **Jobs & Education for Texans (JET) Grant Program**

- Administered by the Texas Workforce Commission.
- Allocates \$10 million each biennium to defray start-up costs associated with the development of career and technical education programs to public community and technical colleges, and independent school districts.

## **The Skills Development Fund (SDF)**

- Texas' premier job-training program providing local customized training opportunities for Texas businesses and workers to increase skill levels and wages of the Texas workforce.
- Success is achieved through collaboration among businesses, public community and technical colleges, Workforce Development Boards and economic development partners.
- In FY 2015, SDF funded 47 grants, with an average award of \$450,315; supporting the creation of 3,664 new jobs and the retraining of 9,431 current workers in existing jobs.

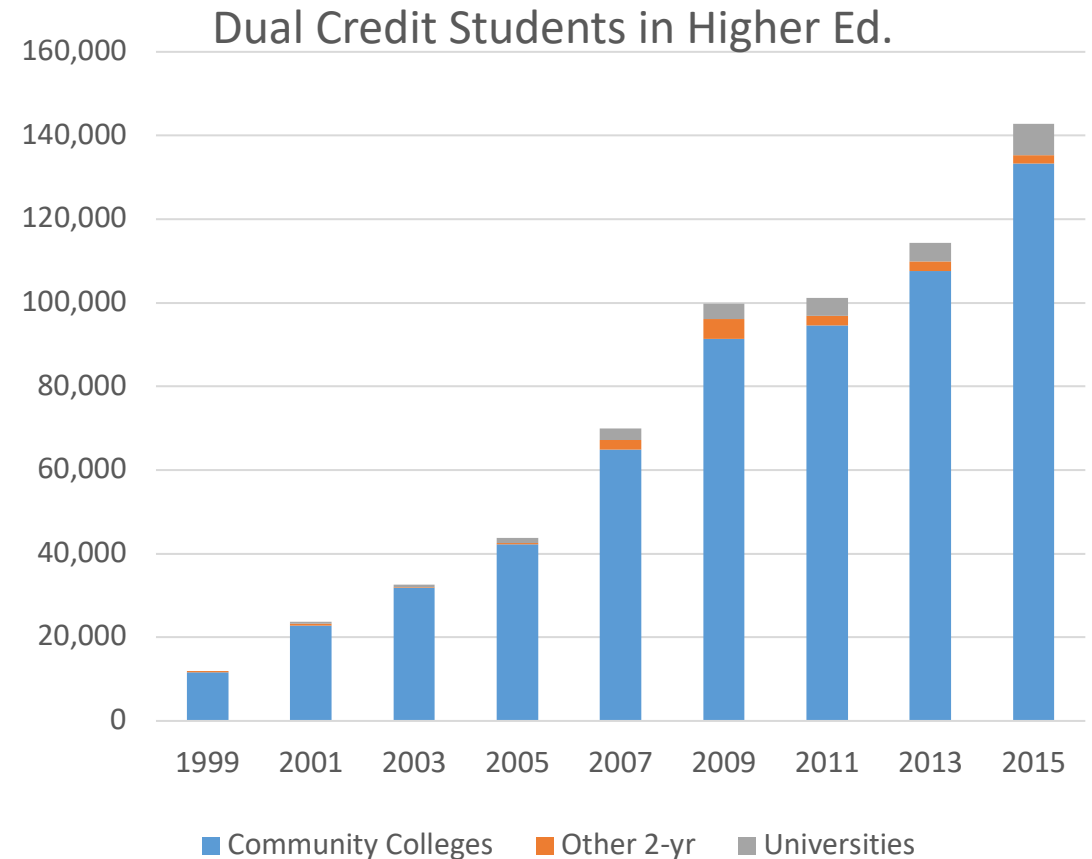
# GOAL 4: STUDENT DEBT

- The State's goal in **60x30TX** for student debt is the debt will not exceed **60%** of first-year wage for graduates.
- Texas Community Colleges Are Exceeding the 60X30TX Debt Goal
- Majority of community college graduates finish with zero loan debt, those who do carry relatively low debt loads.

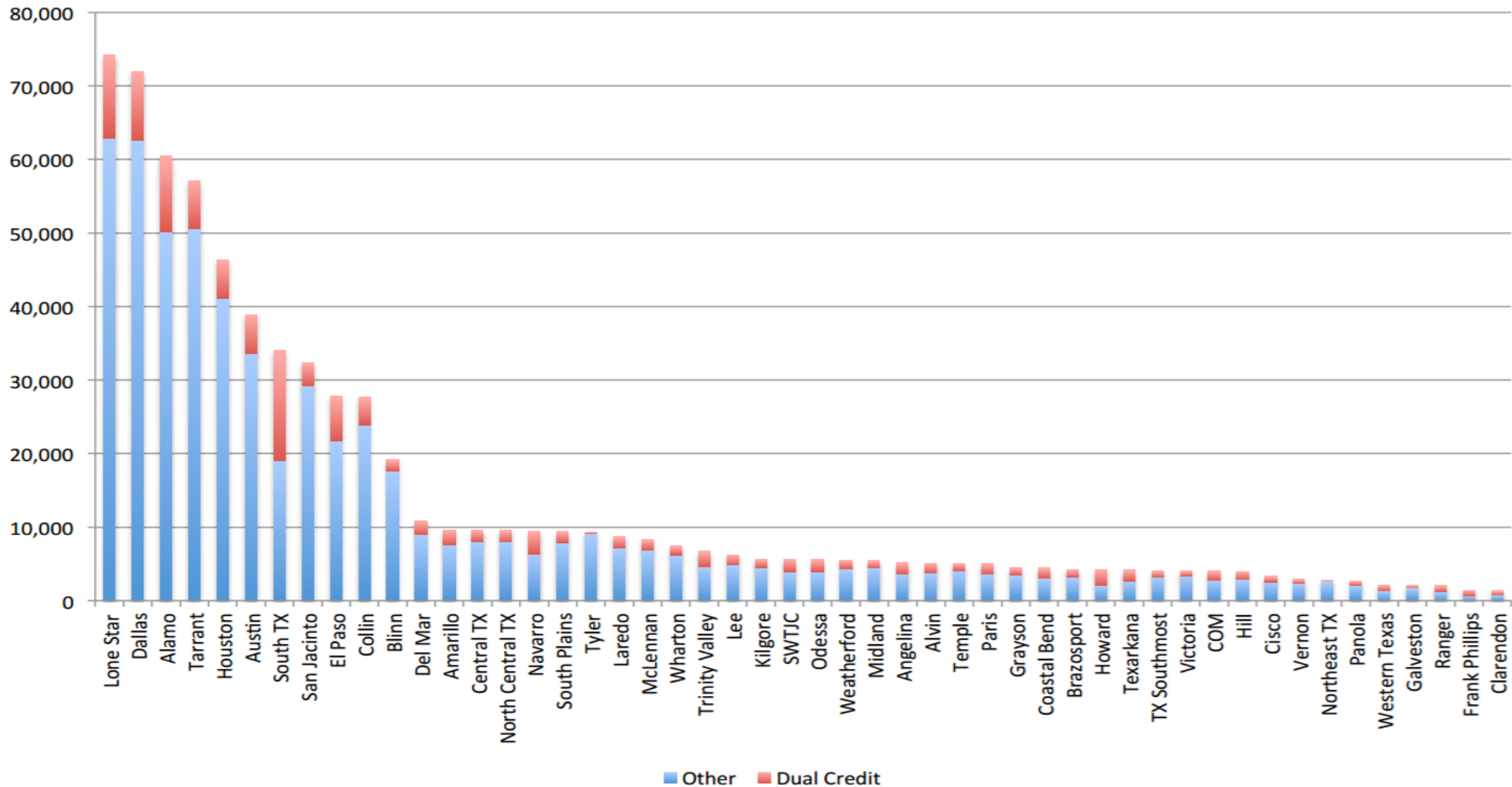
Award	% With Debt	Average Debt	% of 1 <sup>st</sup> Year Wage
Certificate	29%	\$12,546	33%
Associate's	36%	\$15,426	41%
Bachelor's (Public 4-Year Institutions)	62%	\$30,136	71%

# The Primary Providers of Dual Credit

- Enrollment in dual credit has steadily increased from **11,921** students in fall 1999 to **133,342** students in fall 2015.
- All 50 community college districts in Texas offer dual credit opportunities.
- **93 percent** of the dual credit students were enrolled in Texas community colleges in fall 2015 (123,893 of 133,342 students).
- In fall 2015, the average semester credit hours earned per dual credit student was 5.4 SCH; slightly less than 2 courses per student.

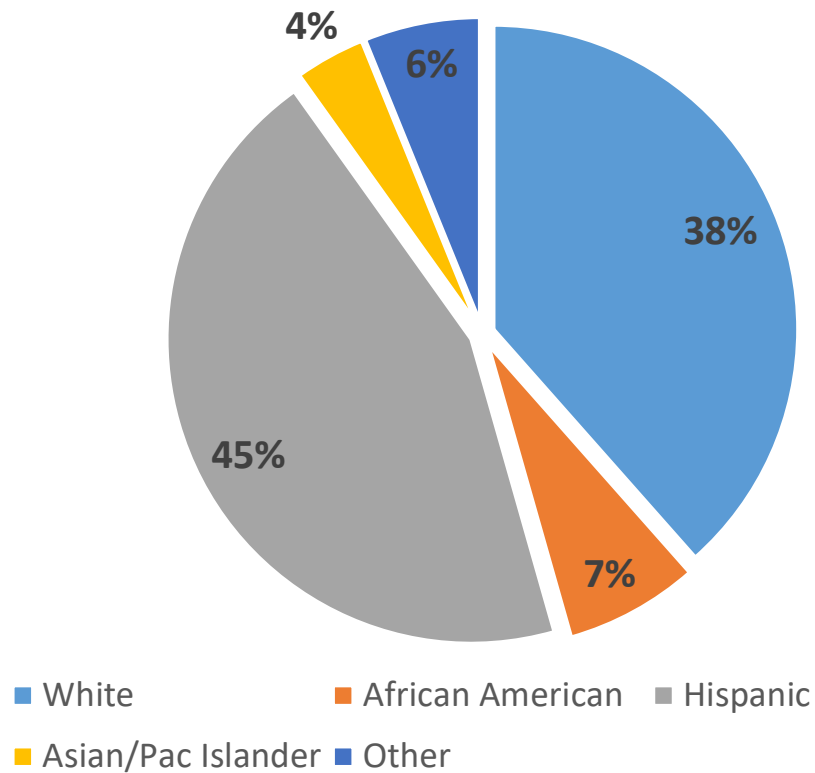


## Comparison of Dual Credit and Other College Enrollments, Fall 2015



# Students in Dual Credit Reflect the Diversity of Texas

**Fall 2015 Dual Credit Enrollment**



**2015-16 Texas High School Population**

