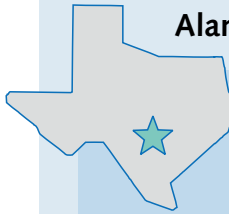


Alamo CCD—Northeast Lakeview College



Total Enrollment:
3,860

COLLEGE INFORMATION

City: **San Antonio**
District/System: **Alamo Community College District**
Year founded: **2007**
Website: **www.alamo.edu/nlc**
Peer group: **Very Large Colleges**
HS/HBCU status: **HS**
Degrees offered: **Associate Degrees & Certificates**
Average tuition & fees: **\$2,760**

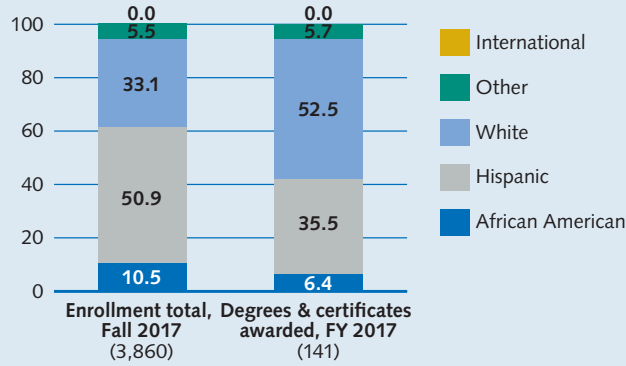
STUDENT CHARACTERISTICS

% enroll. change 2012–17	354.1%
% part-time	85.2%
% full-time	14.8%
% academic program	90.1%
% technical program	9.9%
% credit students receiving Pell Grants (district data)	32.4%

COMPLETION MEASURES

Average time to associate degree (yrs)	3.5
Average SCH to associate degree	80

PERCENT STUDENT POPULATION BY RACE/ETHNICITY



GRADUATION RATES

	Full-time	Part-time
3-year	30.8%	12.6%
4-year	31.8%	25.8%
6-year	28.9%	31.1%

Fall 2014, 3-year cohort

Dev. ed.	13.8%
Non-dev. ed.	37.8%

DUAL CREDIT MEASURES

Dual credit as % of total enrollment in fall 2017	0.0%
---	------

Fall 2012 FTIC dual credit cohort

% persist 1 year	100.0%
% earned bacc. in 4 years or fewer	0.0%
% earned bacc. or assoc. in 4 years or fewer	0.0%

GRADUATE SUCCESS

Academic programs

% employed and/or enrolled	88.9%
% employed	27.4%
% enrolled in 4-yr or 2-yr	16.2%
% employed and enrolled	45.3%

Technical programs

% employed and/or enrolled	N/A
% employed	N/A
% enrolled in 4-yr or 2-yr	N/A
% employed and enrolled	N/A

TRANSFER STUDENTS

All transfers	113
Transfer cohort	308
Transfer rate	36.7%

DEVELOPMENTAL EDUCATION

Fall 2014 FTIC dev. ed. cohort Math

Below math standard	325
TSI obligation met (% of total)	36.9%
Completed college course (% of total)	23.7%

Reading

Below reading standard	157
TSI obligation met (% of total)	70.1%
Completed college course (% of total)	51.6%

Writing

Below writing standard	128
TSI obligation met (% of total)	67.2%
Completed college course (% of total)	51.6%

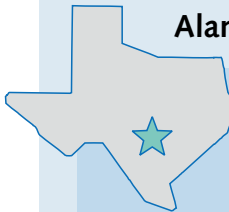
FACULTY

Total	143
% full-time faculty	20.3%
% SCH taught by full-time faculty	39.4%
Student-faculty ratio	22:1

DEBT OF GRADUATES

Average student debt	\$15,386
Native student debt	\$7,439
Parent debt portion	\$2,009
Transfer student debt	\$17,124
% students with debt	28.3%

Alamo CCD—Northwest Vista College



Total Enrollment:
16,752

COLLEGE INFORMATION

City: **San Antonio**
District/System: **Alamo Community College District**
Year founded: **1995**
Website: **www.alamo.edu/nvc**
Peer group: **Very Large Colleges**
HS/HBCU status: **HS**
Degrees offered: **Associate Degrees & Certificates**
Average tuition & fees: **\$2,760**

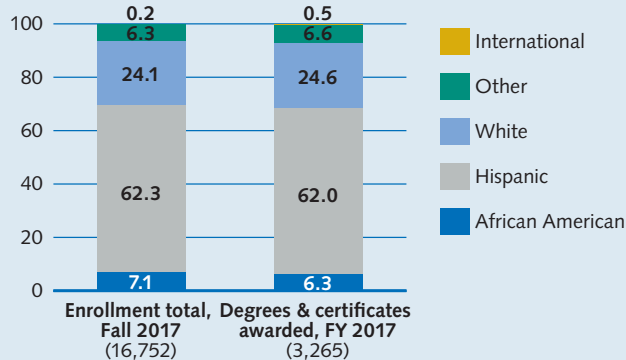
STUDENT CHARACTERISTICS

% enroll. change 2012–17	4.8%
% part-time	75.4%
% full-time	24.6%
% academic program	90.7%
% technical program	9.3%
% credit students receiving Pell Grants (district data)	32.4%

COMPLETION MEASURES

Average time to associate degree (yrs)	3.8
Average SCH to associate degree	82

PERCENT STUDENT POPULATION BY RACE/ETHNICITY



GRADUATION RATES

	Full-time	Part-time
3-year	30.3%	14.1%
4-year	36.1%	20.7%
6-year	44.7%	26.9%

Fall 2014, 3-year cohort

Dev. ed.	24.8%
Non-dev. ed.	32.8%

DUAL CREDIT MEASURES

Dual credit as % of total enrollment in fall 2017	21.7%
---	-------

Fall 2012 FTIC dual credit cohort

% persist 1 year	87.5%
% earned bacc. in 4 years or fewer	34.5%
% earned bacc. or assoc. in 4 years or fewer	37.1%

GRADUATE SUCCESS

Academic programs

% employed and/or enrolled	88.8%
% employed	28.8%
% enrolled in 4-yr or 2-yr	19.5%
% employed and enrolled	40.5%

Technical programs

% employed and/or enrolled	94.7%
% employed	61.4%
% enrolled in 4-yr or 2-yr	17.5%
% employed and enrolled	15.9%

TRANSFER STUDENTS

All transfers	803
Transfer cohort	2,644
Transfer rate	30.4%

DEVELOPMENTAL EDUCATION

Fall 2014 FTIC dev. ed. cohort Math

Below math standard	1,004
TSI obligation met (% of total)	37.3%
Completed college course (% of total)	30.1%

Reading

Below reading standard	579
TSI obligation met (% of total)	69.6%
Completed college course (% of total)	49.4%

Writing

Below writing standard	528
TSI obligation met (% of total)	66.5%
Completed college course (% of total)	54.2%

FACULTY

Total	550
% full-time faculty	40.5%
% SCH taught by full-time faculty	63.2%
Student-faculty ratio	24:1

DEBT OF GRADUATES

Average student debt	\$17,454
Native student debt	\$17,263
Parent debt portion	\$854
Transfer student debt	\$17,916
% students with debt	32.9%

Alamo CCD—Palo Alto College



Total Enrollment:
9,368

COLLEGE INFORMATION

City: **San Antonio**
District/System: **Alamo Community College District**
Year founded: **1985**
Website: **www.alamo.edu/pac**
Peer group: **Very Large Colleges**
HS/HBCU status: **HS**
Degrees offered: **Associate Degrees & Certificates**
Average tuition & fees: **\$2,760**

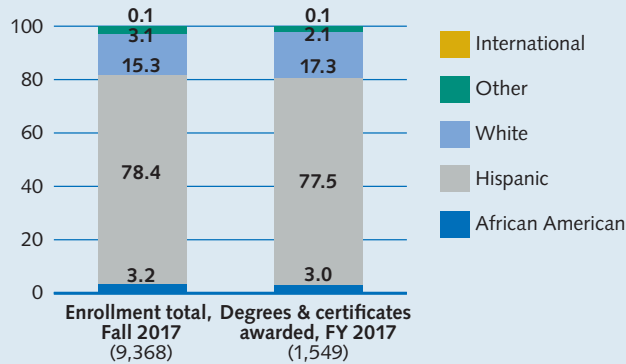
STUDENT CHARACTERISTICS

% enroll. change 2012–17	9.3%
% part-time	78.0%
% full-time	22.0%
% academic program	84.9%
% technical program	15.1%
% credit students receiving Pell Grants (district data)	32.4%

COMPLETION MEASURES

Average time to associate degree (yrs)	4.1
Average SCH to associate degree	84

PERCENT STUDENT POPULATION BY RACE/ETHNICITY



GRADUATION RATES

	Full-time	Part-time
3-year	27.2%	13.3%
4-year	35.6%	19.2%
6-year	37.3%	22.6%

Fall 2014, 3-year cohort

Dev. ed.	18.3%
Non-dev. ed.	33.2%

DUAL CREDIT MEASURES

Dual credit as % of total enrollment in fall 2017	26.3%
---	-------

Fall 2012 FTIC dual credit cohort

% persist 1 year	81.6%
% earned bacc. in 4 years or fewer	29.9%
% earned bacc. or assoc. in 4 years or fewer	33.3%

GRADUATE SUCCESS

Academic programs

% employed and/or enrolled	89.0%
% employed	26.1%
% enrolled in 4-yr or 2-yr	19.7%
% employed and enrolled	43.2%

Technical programs

% employed and/or enrolled	91.5%
% employed	51.9%
% enrolled in 4-yr or 2-yr	14.0%
% employed and enrolled	25.6%

TRANSFER STUDENTS

All transfers	286
Transfer cohort	1,414
Transfer rate	20.2%

DEVELOPMENTAL EDUCATION

Fall 2014 FTIC dev. ed. cohort Math

Below math standard	602
TSI obligation met (% of total)	38.4%
Completed college course (% of total)	24.4%

Reading

Below reading standard	390
TSI obligation met (% of total)	58.7%
Completed college course (% of total)	40.5%

Writing

Below writing standard	336
TSI obligation met (% of total)	50.3%
Completed college course (% of total)	38.7%

FACULTY

Total	264
% full-time faculty	39.0%
% SCH taught by full-time faculty	66.6%
Student-faculty ratio	24:1

DEBT OF GRADUATES

Average student debt	\$16,574
Native student debt	\$16,009
Parent debt portion	\$648
Transfer student debt	\$17,860
% students with debt	34.6%

Alamo CCD—San Antonio College



Total Enrollment:
19,385

COLLEGE INFORMATION

City: **San Antonio**
District/System: **Alamo Community College District**
Year founded: **1925**
Website: **www.alamo.edu/sac**
Peer group: **Very Large Colleges**
HS/HBCU status: **HS**
Degrees offered: **Associate Degrees & Certificates**
Average tuition & fees: **\$2,760**

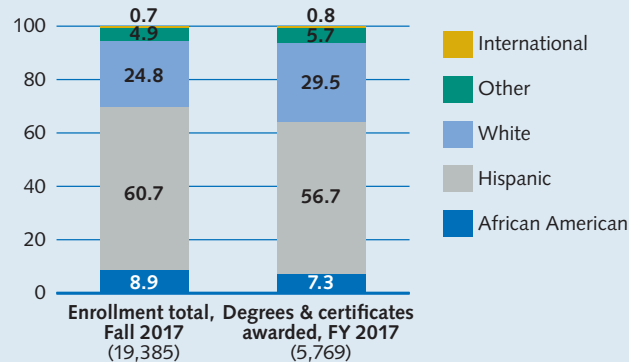
STUDENT CHARACTERISTICS

% enroll. change 2012–17	-16.2%
% part-time	81.4%
% full-time	18.6%
% academic program	74.7%
% technical program	25.3%
% credit students receiving Pell Grants (district data)	32.4%

COMPLETION MEASURES

Average time to associate degree (yrs)	4.7
Average SCH to associate degree	90

PERCENT STUDENT POPULATION BY RACE/ETHNICITY



GRADUATION RATES

	Full-time	Part-time
3-year	20.9%	12.2%
4-year	26.2%	17.0%
6-year	31.6%	21.7%

Fall 2014, 3-year cohort

Dev. ed.	13.2%
Non-dev. ed.	24.6%

DUAL CREDIT MEASURES

Dual credit as % of total enrollment in fall 2017	14.6%
---	-------

Fall 2012 FTIC dual credit cohort

% persist 1 year	86.4%
% earned bacc. in 4 years or fewer	39.4%
% earned bacc. or assoc. in 4 years or fewer	42.2%

GRADUATE SUCCESS

Academic programs

% employed and/or enrolled	89.4%
% employed	31.4%
% enrolled in 4-yr or 2-yr	22.4%
% employed and enrolled	35.5%

Technical programs

% employed and/or enrolled	87.3%
% employed	67.6%
% enrolled in 4-yr or 2-yr	5.5%
% employed and enrolled	14.2%

TRANSFER STUDENTS

All transfers	850
Transfer cohort	4,059
Transfer rate	20.9%

DEVELOPMENTAL EDUCATION

Fall 2014 FTIC dev. ed. cohort Math

Below math standard	1,007
TSI obligation met (% of total)	27.7%
Completed college course (% of total)	18.1%

Reading

Below reading standard	639
TSI obligation met (% of total)	64.2%
Completed college course (% of total)	37.1%

Writing

Below writing standard	600
TSI obligation met (% of total)	58.7%
Completed college course (% of total)	44.5%

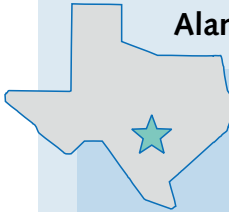
FACULTY

Total	751
% full-time faculty	33.0%
% SCH taught by full-time faculty	57.7%
Student-faculty ratio	20:1

DEBT OF GRADUATES

Average student debt	\$20,622
Native student debt	\$19,569
Parent debt portion	\$462
Transfer student debt	\$23,102
% students with debt	36.4%

Alamo CCD—St. Philip's College



Total Enrollment:
12,050

COLLEGE INFORMATION

City: **San Antonio**
 District/System: **Alamo Community College District**
 Year founded: **1898**
 Website: **www.alamo.edu/spc**
 Peer group: **Very Large Colleges**
 HS/HBCU status: **HS/HBCU**
 Degrees offered: **Associate Degrees & Certificates**
 Average tuition & fees: **\$2,760**

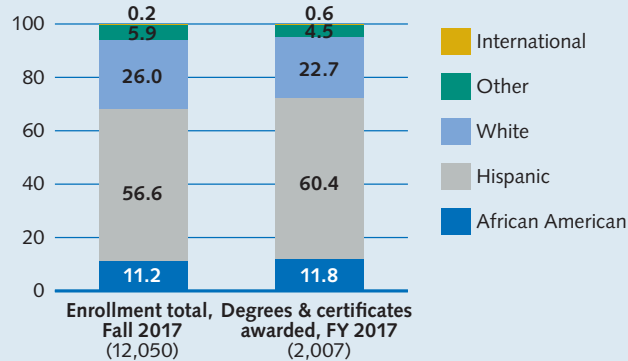
STUDENT CHARACTERISTICS

% enroll. change 2012–17	16.8%
% part-time	86.7%
% full-time	13.3%
% academic program	69.9%
% technical program	30.1%
% credit students receiving Pell Grants (district data)	32.4%

COMPLETION MEASURES

Average time to associate degree (yrs)	4.6
Average SCH to associate degree	88

PERCENT STUDENT POPULATION BY RACE/ETHNICITY



GRADUATION RATES

	Full-time	Part-time
3-year	26.4%	12.4%
4-year	23.5%	21.3%
6-year	26.2%	19.6%

Fall 2014, 3-year cohort

Dev. ed.	18.3%
Non-dev. ed.	36.6%

DUAL CREDIT MEASURES

Dual credit as % of total enrollment in fall 2017	29.6%
---	-------

Fall 2012 FTIC dual credit cohort

% persist 1 year	85.7%
% earned bacc. in 4 years or fewer	36.3%
% earned bacc. or assoc. in 4 years or fewer	37.7%

GRADUATE SUCCESS

Academic programs	
% employed and/or enrolled	92.6%
% employed	33.2%
% enrolled in 4-yr or 2-yr	23.6%
% employed and enrolled	35.8%
Technical programs	
% employed and/or enrolled	92.1%
% employed	58.7%
% enrolled in 4-yr or 2-yr	11.0%
% employed and enrolled	22.3%

TRANSFER STUDENTS

All transfers	184
Transfer cohort	1,773
Transfer rate	10.4%

DEVELOPMENTAL EDUCATION

Fall 2014 FTIC dev. ed. cohort
Math

Below math standard	642
TSI obligation met (% of total)	31.0%
Completed college course (% of total)	19.6%

Reading

Below reading standard	422
TSI obligation met (% of total)	51.9%
Completed college course (% of total)	27.7%

Writing

Below writing standard	387
TSI obligation met (% of total)	46.5%
Completed college course (% of total)	31.0%

FACULTY

Total	414
% full-time faculty	46.6%
% SCH taught by full-time faculty	72.8%
Student-faculty ratio	17:1

DEBT OF GRADUATES

Average student debt	\$17,250
Native student debt	\$16,921
Parent debt portion	\$348
Transfer student debt	\$17,969
% students with debt	30.6%