



Dual Credit Partnerships that Pay Off

Cheryl Nevels, Ed.D.,

Deputy Chief of College Readiness



Warm Welcome | Introduction

Strategic Focus on CCMR Accountability

CCMR Accountability & Funding

ACCOUNTABILITY

(1-year lag)

College Ready

AP Exam (any subject score ≥ 3)

IB Exam (any subject score ≥ 4)

Earn Dual Credit

(3 hrs math/ELAR or 9 hrs any subject)

OnRamps Course

(complete & qualify)

Successfully complete College

Preparatory Course(s)

(mix & match ELAR / MATH

course + assessment*)

Career Ready

Graduate w/complete IEP and Workforce
Readiness

Graduate under an Advanced Degree Plan
while currently labeled Special Ed

HB 3 FUNDING

(2-year lag)

Associate Degree

or

Enlist in US Armed Forces / Texas
National Guard

OR

TSI Met*

(ELAR & Math)

*SAT, ACT or
TSIA

+

College Ready

College Enrollment

OR

Career Ready

Level I or II Certificate

OR

A-F Industry-based
Certification (IBC)

**Economically
Disadvantaged:**

\$5,000

(above 11%)

**Non-Economically
Disadvantaged:**

\$3,000

(above 24%)

Special Education

+ \$2,000

Dallas ISD Board Goal 5

Student Outcome Goal 5: The percent of graduates who are college, career, or military ready (CCMR) from Domain 1 shall increase from 42.0% to 67% by June 2025.



GPM 5.1: The percent of CCMR students meeting the Texas Success initiative requirements for college readiness shall increase from 27.1% to 39.0% by August 2025.

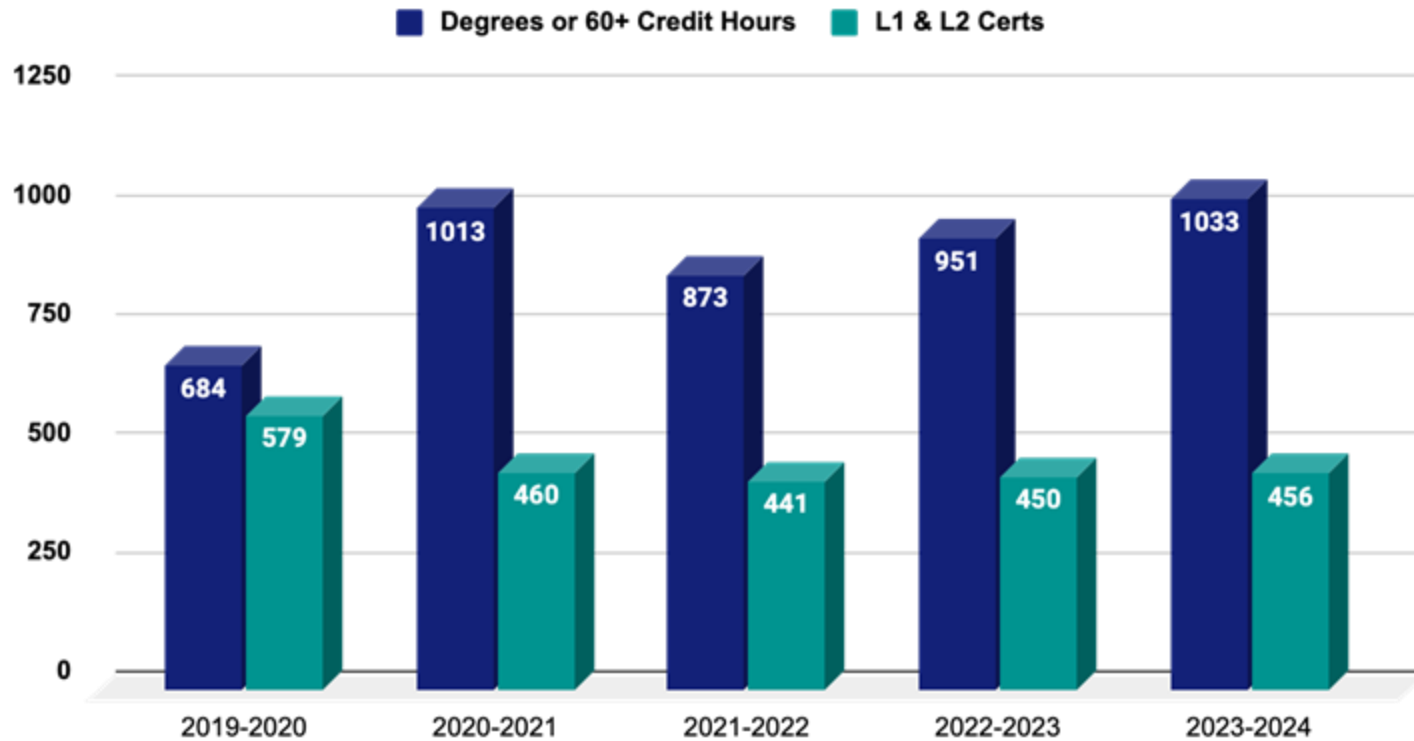
GPM 5.2: The percent of graduates obtaining Industry-Based Certifications to be career ready shall increase from 0.8% to 37% by August 2025.

GPM 5.3: The number of THECB Level I and Level II certificates earned by 12th grade students shall increase from 317 to 450 by June 2025. (Students may earn one or more certificates in degree pathways which are aligned with Regional LMI)

GPM 5.4: Percent of graduates enrolled in P-TECH/ECHS who earn 60 hours or attain an Associates degree shall increase from 59% to 62% by 2025.

GPM 5.5: The percent of college enrollment shall increase from 62.0% to 67.0% by June 2025, including the number of Associate degrees attained

P-TECH/ECHS Dual Credit Outcomes



2,386

Level I & II Certificates earned

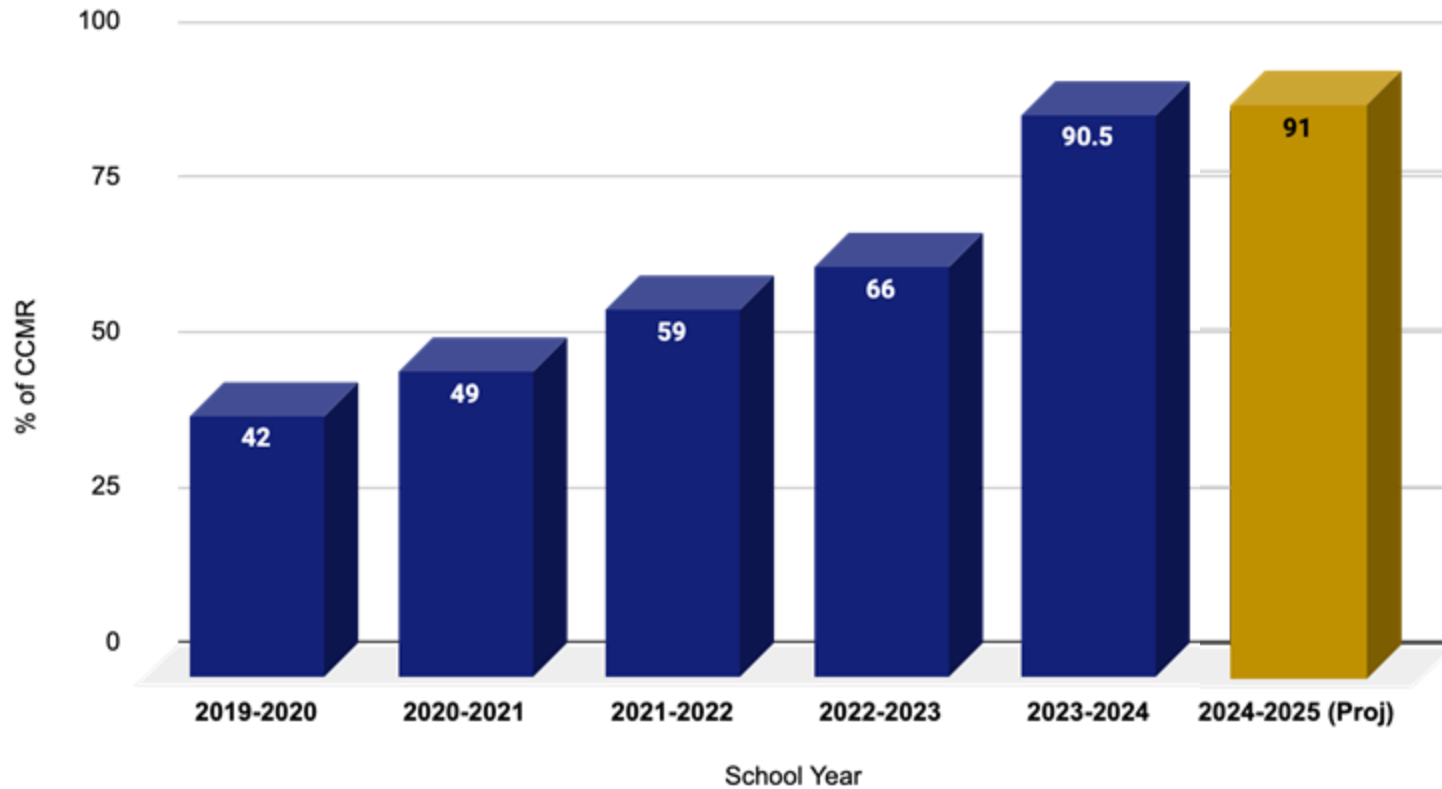
4,549

Associate Degrees or 60+ Credit Hours
earned

CCMR Outcomes



Percentage of graduates who are CCMR met

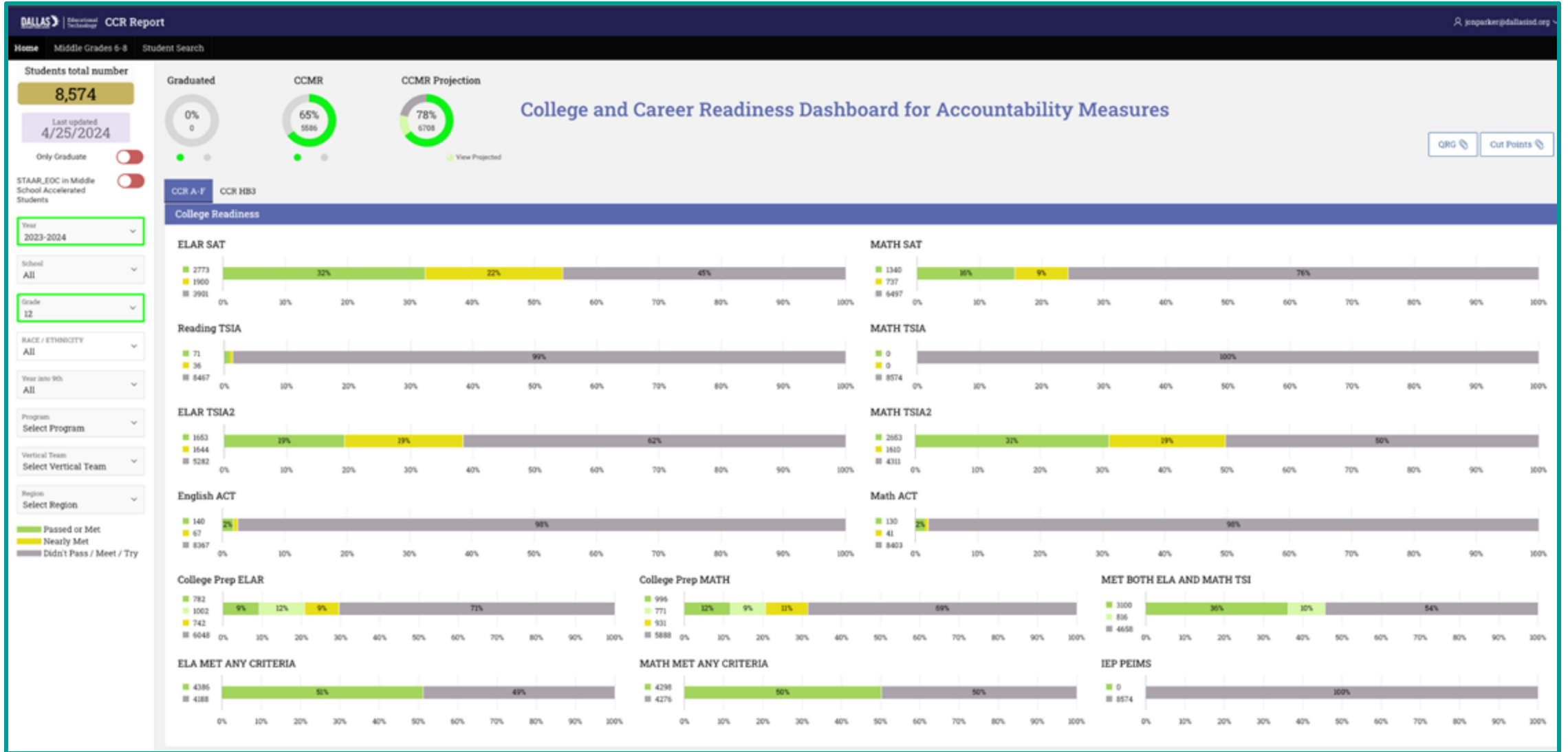


↑
48.5%
Increase since 2019



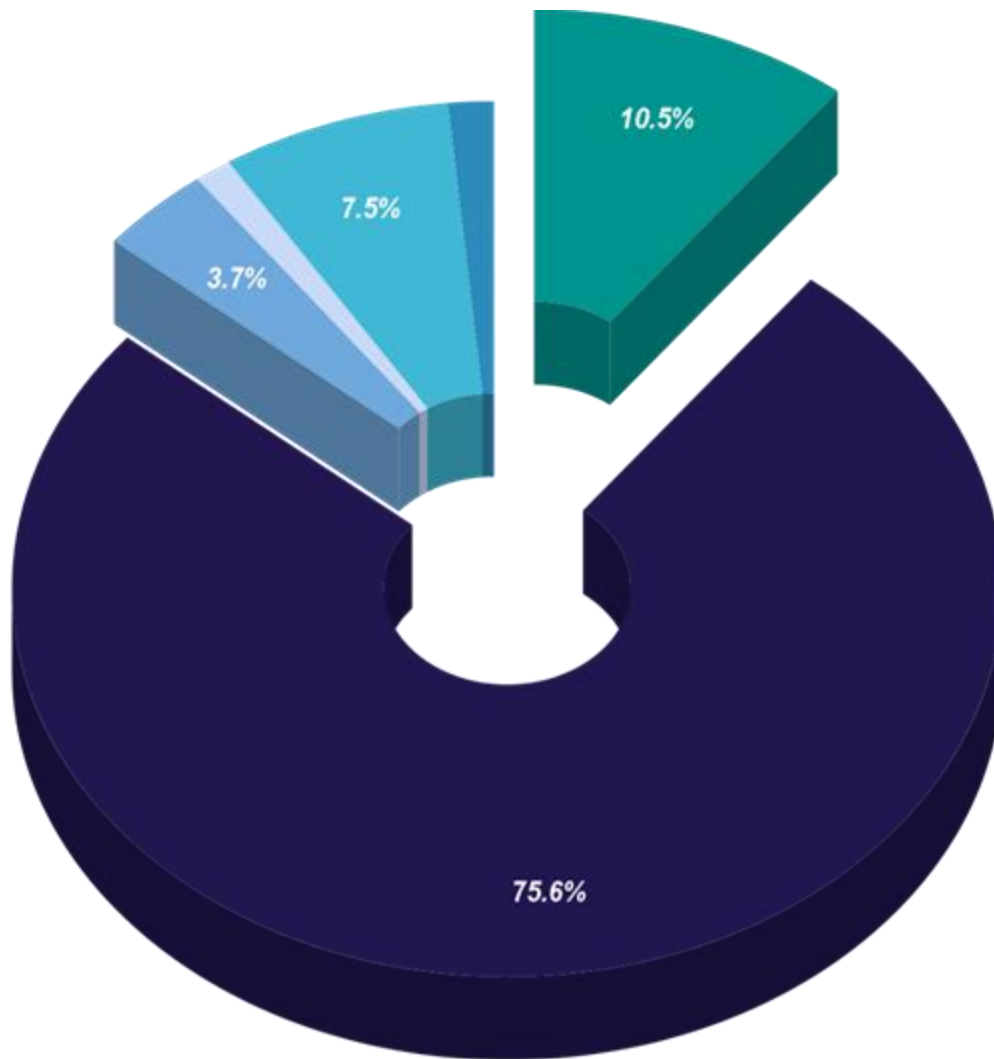
Data | Trends

Former Dallas ISD CCMR Dashboard



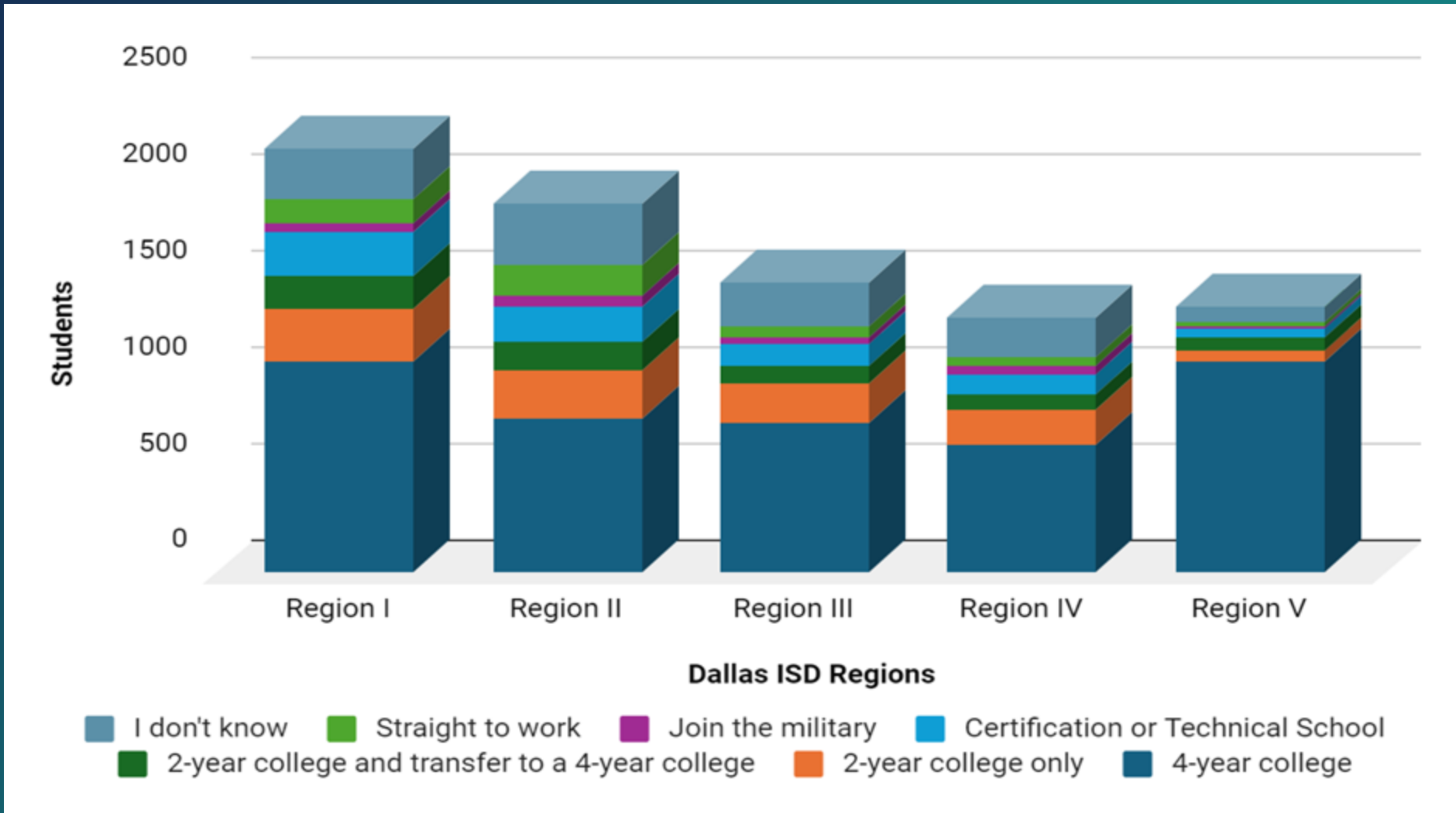
Postsecondary Plans

- 2-year college
- 4-year college
- Certification or Technical school
- Military
- Undecided
- Workforce

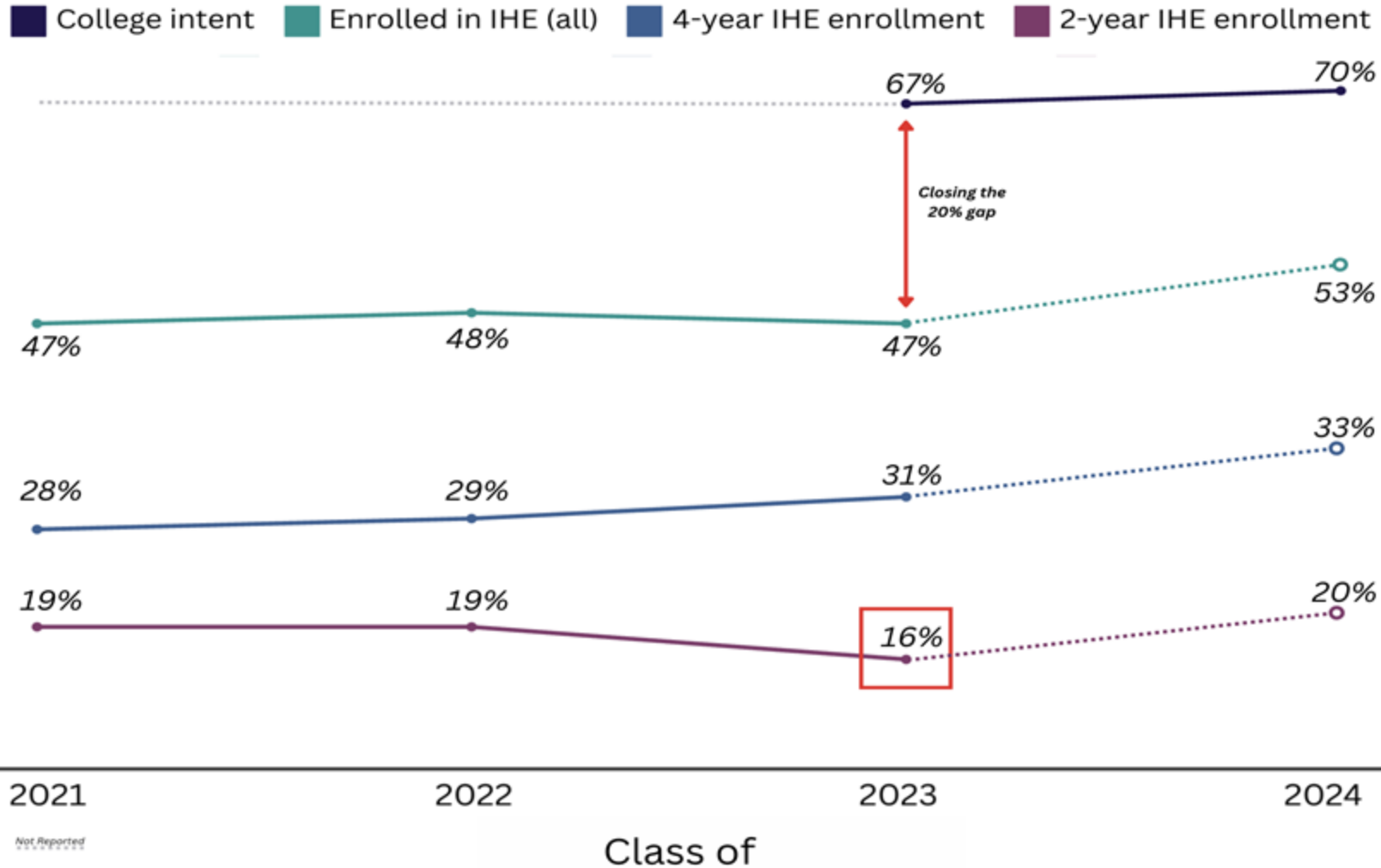


86% of the 2,632 TSI met seniors intended to enroll into an IHE

Dallas ISD Class of 2024: DCP Interest Survey

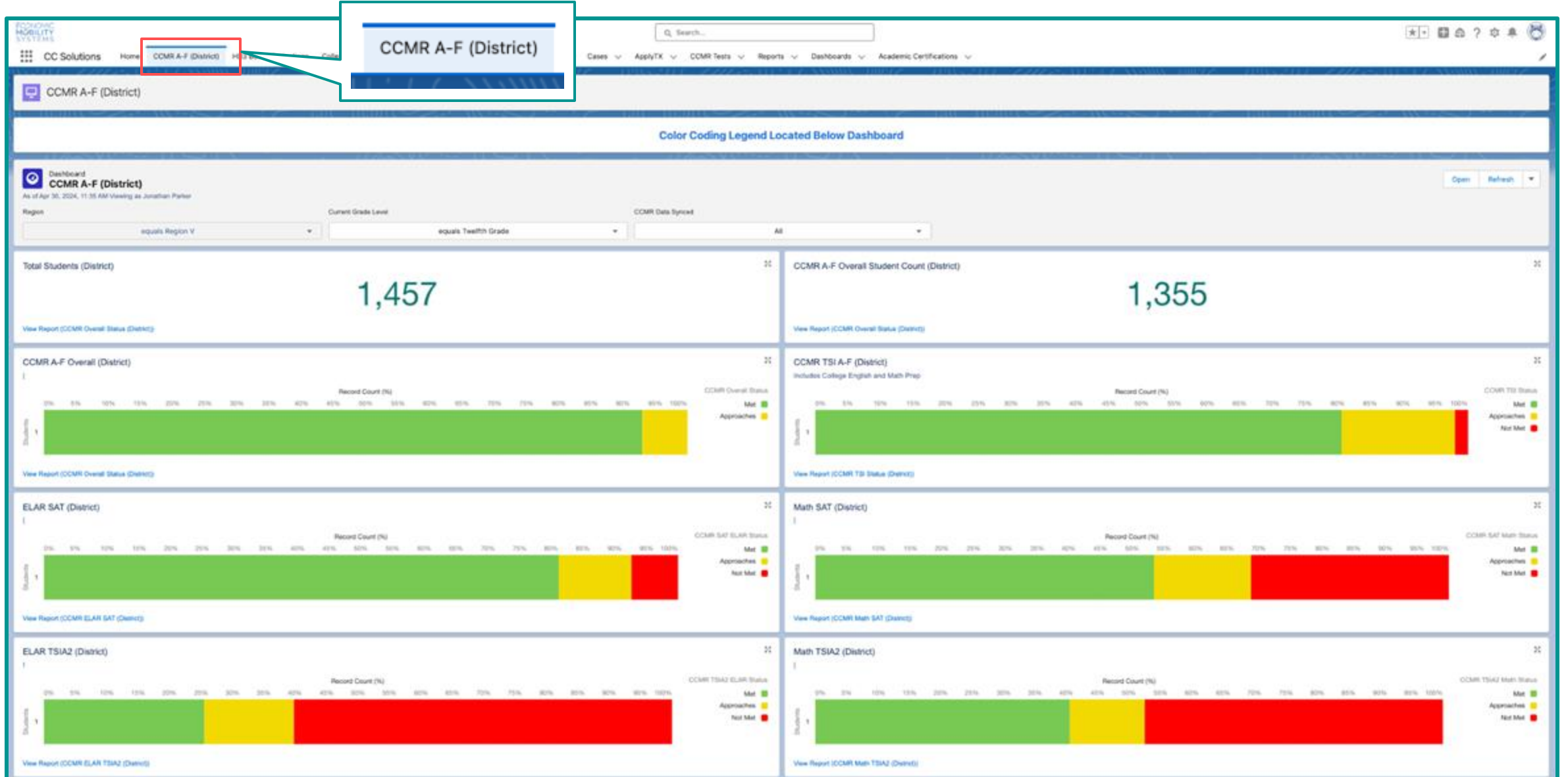


IHE Enrollment Overview

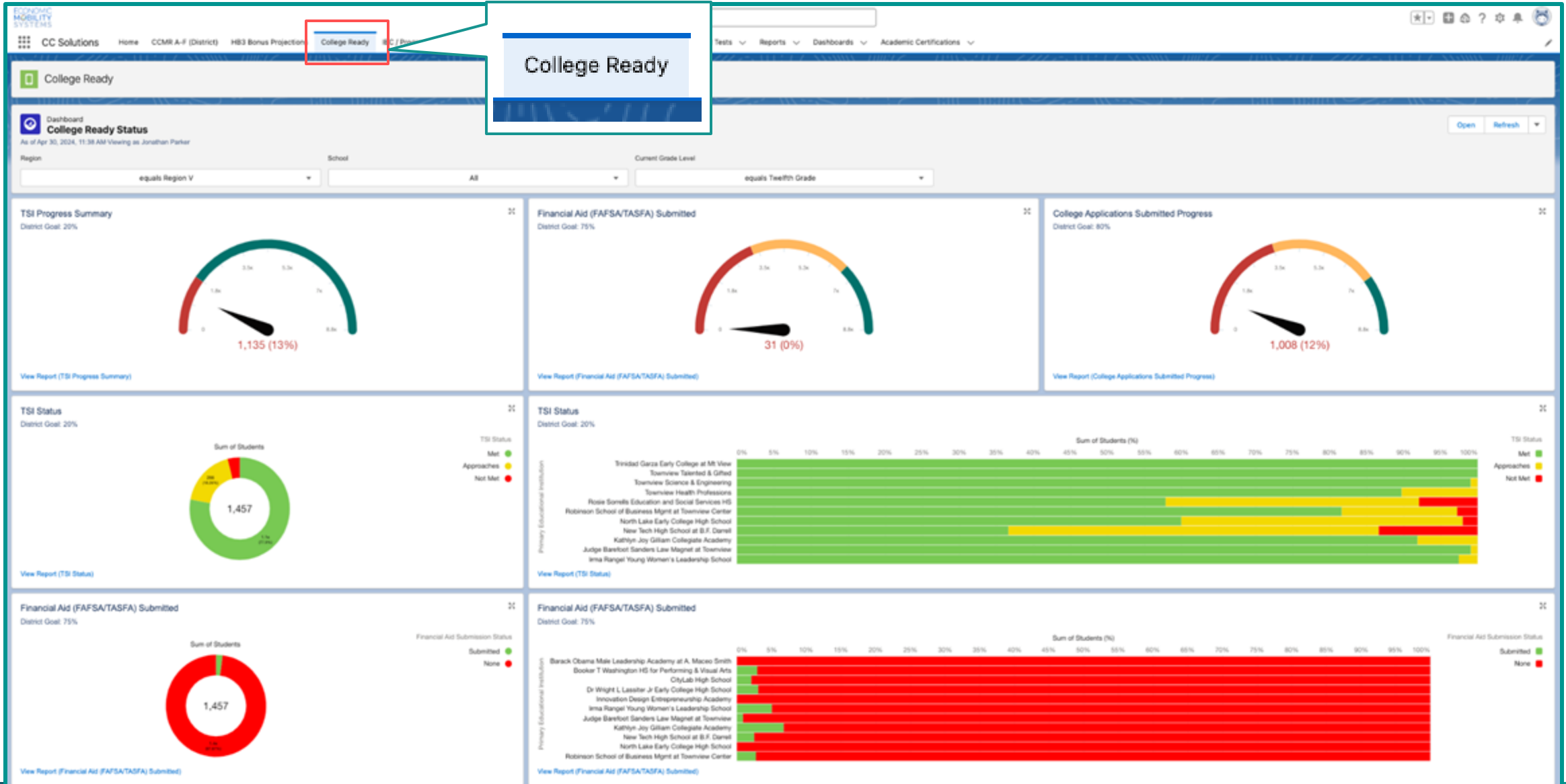


Key takeaway:
Enrollment in 4-year IHEs has reached its peak since the inception of NSC reports in 2016. Conversely, enrollment in 2-year IHEs declined, within the same timeframe.

CC Solutions/CCMR Salesforce Dashboard



CC Solutions/CCMR Salesforce Dashboard



Partnering with Dallas College

CCMR ACCOUNTABILITY & HB3 FUNDING CRITERIA

CCMR Accountability (1-Year Lag)	HB3 Outcomes Based Funding (2-Year Lag)	Community College Funding + FAST
<ul style="list-style-type: none"> ● TSI Met ● Dual Credit <ul style="list-style-type: none"> ○ 3 hrs (ELAR / Math) or 9 hrs (any subject) ● Advanced Placement / International Baccalaureate ● Complete an OnRamps Dual Enrollment Course ● Earn an Associate Degree by Aug. 31st immediately following high school graduation ● Successfully complete College Preparatory Course(s) ● Earn an Industry-Based Certification (IBC) ● Enlist in the Armed Forces or Texas National Guard 	<ul style="list-style-type: none"> ● Earn an Associate Degree or ● Enlist in U.S. Armed Forces <p style="text-align: center;">OR</p> <ul style="list-style-type: none"> ● Earn a Level I or Level II Certificate or Earn an A-F Industry-Based Certification (IBC) w/ aligned course ● Armed Services Vocational Aptitude Battery (ASVAB) passing score ● Enrolls at a postsecondary institution immediately following high school <p style="text-align: center;">+</p> <ul style="list-style-type: none"> ● Meet Texas Success Initiative (TSI) Criteria in RLA and Mathematics via the assessment (TSIA2, SAT, or ACT) 	<ul style="list-style-type: none"> ● Students who complete a sequence of at least 15 credit hours in Dual Credit courses. ● Students (including HS grads) completing certificate or associate degrees ● Reimbursement for dual credit tuition and fees if participating in FAST

Action Items | Strategies

TSI

- **Continue operating TSI initiatives districtwide:**
 - *SAT In-School testing*
 - *Regional TSIA-2/SAT Boot Camps*
 - *TSIA-2 Algebra II & English III testing*
 - *TSIA-2 Senior testing in fall & spring*
 - *TSIA-2 testing upon completion of Texas College Bridge (College Prep)*
 - *Providing rosters of TSI met in one subject area to principals*
- **Review progress on TSI completion in conjunction with Dallas College applications:**
 - *TSI met w/a Dallas College application: 71%*
 - *TSI met w/intent to attend IHE with Dallas College application: 60%*
- **Data sharing with CCAP vendors, pertaining to students' TSI status, GPA, dual credit hours, class rank, and Dallas College application status**

IHE Enrollment

- **Tracking progress of student enrollment with Dallas College and other IHEs**
- **Strategic focus across the district on 3 + college applications vs. a minimum of one**
- **Registration Ready Drive (April - May)**
 - *Ensure participation from all campuses*
 - *Generate rosters of seniors planning to enroll an IHE, those who met TSI requirements, and those with active Dallas College applications*
 - *Utilizing GreenLight to facilitate supporting documents needed for onsite registration*
- **Revamped Summer Melt Program:**
 - *Proactive communication with graduates with a pending/accepted college application*
 - *Summer workshops offering tailored support for common enrollment challenges*

Collective Goal Setting: Class of 2024

Region	2023 Students	2023 "Target" Students	2023 % Enrolled	2024 Students	2024 "Target" Students	2024 % TARGET
I	2,428	1365	35%	2,233	1057	+30%
II	1,933	1057	32%	1,937	1049	+30%
III	1,681	780	33%	1,512	701	+30%
IV	1,349	617	18%	1,334	615	+30%
V	1,171	273	50%	1,380	273	+30%
Dallas ISD Total	8,562	4092	32%	8,396	3,694	62%



Making a
Collective
Difference – One
Student at a Time!