



TEXAS COMMUNITY COLLEGES SERVE THE STATE AT SCALE

43%


of all Texas postsecondary students are enrolled in a community college

Sector	*Preliminary 2023 Enrollment	% Of TX Enrollment
COMMUNITY COLLEGES	665,096	43%
Public State and Technical Colleges	28,813	2%
Public Universities	677,462	44%
Public Medical Institutions	31,862	2%
Private Institutions	129,237	8%


** Preliminary data presented by the Texas Higher Education Coordinating Board*

67%

of all Texas Freshmen and Sophomores




93%



Of All Career & Technical Education Degrees & Certificates

94%

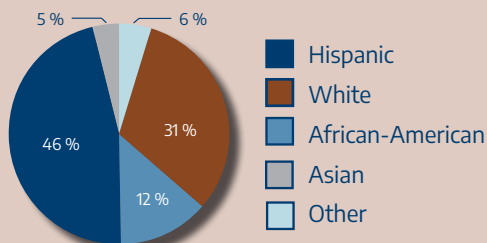
Of All Dual Credit Enrollments



(statewide enrollment 183,726 students)

Community Colleges Reach a **DIVERSE** and **UNDER-SERVED** Population

Enrollments Reflect the **DIVERSITY** of Texas



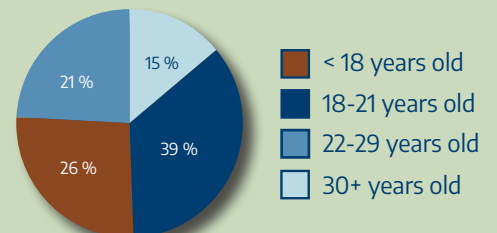
44%

Of Texas Credentials Awarded to **ECONOMICALLY DISADVANTAGED** Students

70%

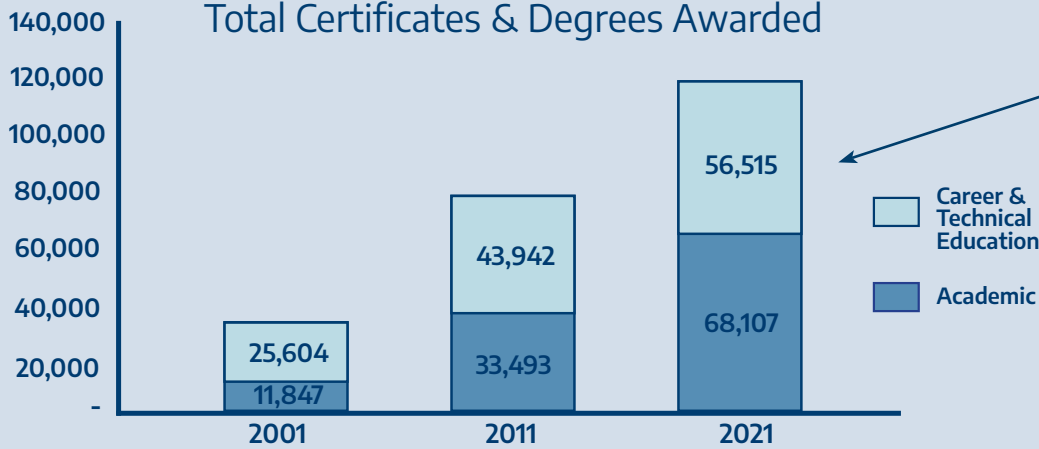
Of **ALL MINORITY** Freshmen & Sophomores in Higher Education

Community Colleges Serve Students of **ALL AGES**



Community colleges meet the needs of a **GROWING** Texas

Total Certificates & Degrees Awarded



Since 2011, **degrees and certificates earned increased by 61%**

- 29% growth in CTE credentials
- 103% growth in academic credentials

Texas Community Colleges Provide a **PATHWAY** to Universities

69%

Of All FY2019 bachelor's degree graduates had **some transfer credits** from a two-year college

34%

Of All FY2019 bachelor's degree graduates had **more than 30** transfer credit hours from a two-year college

ACCESS to Higher Education Is Our Mission

Texas ranks top 5 in **AFFORDABILITY**

Average Tuition & Fees
Public, two-year, 30 SCH

Rank	State	\$\$\$
1	California	\$1,285
3	Arizona	\$2,160
5	Florida	\$2,506
6	TEXAS	\$2,828

**National Avg. \$3,501

Graduates finish with **LESS DEBT**

Texas Average Graduate Debt

Institution	% of students with debt	Average debt
COMMUNITY COLLEGES	28%	\$15,625
Public University	56%	\$25,101

Texas remains **ACCESSIBLE**

Debt as % of First-Year Wages for Graduates

Institution	Percent
COMMUNITY COLLEGES	37%
Public Universities	58%

INFOGRAPHIC DATA SOURCE: Texas Higher Education Coordinating Board Accountability & Interactive Systems

For more information visit our website and follow us on Twitter

tacc.org [@TACC_NEWS](https://twitter.com/TACC_NEWS)