

Celebration of Texas Pathways Strategy

Dr. Kristina Flores

Senior Director, Research & Evaluation,
Texas Success Center



Texas Success Center



Talent Strong
Texas Pathways



Talent Strong Texas Pathways

Four Pillars of Essential Practices

1

Map pathways to student end goals

Employer-informed maps from multiple entry & reentry points to completion, transfer, & valuable careers

2

Help students choose and enter a pathway

Career- focused onboarding with academic & social integration to promote college-level success in the 1st year

3

Keep students on their pathway

Proactive supports to improve completion & transfer, enhance belongingness, & address students' basic needs

4

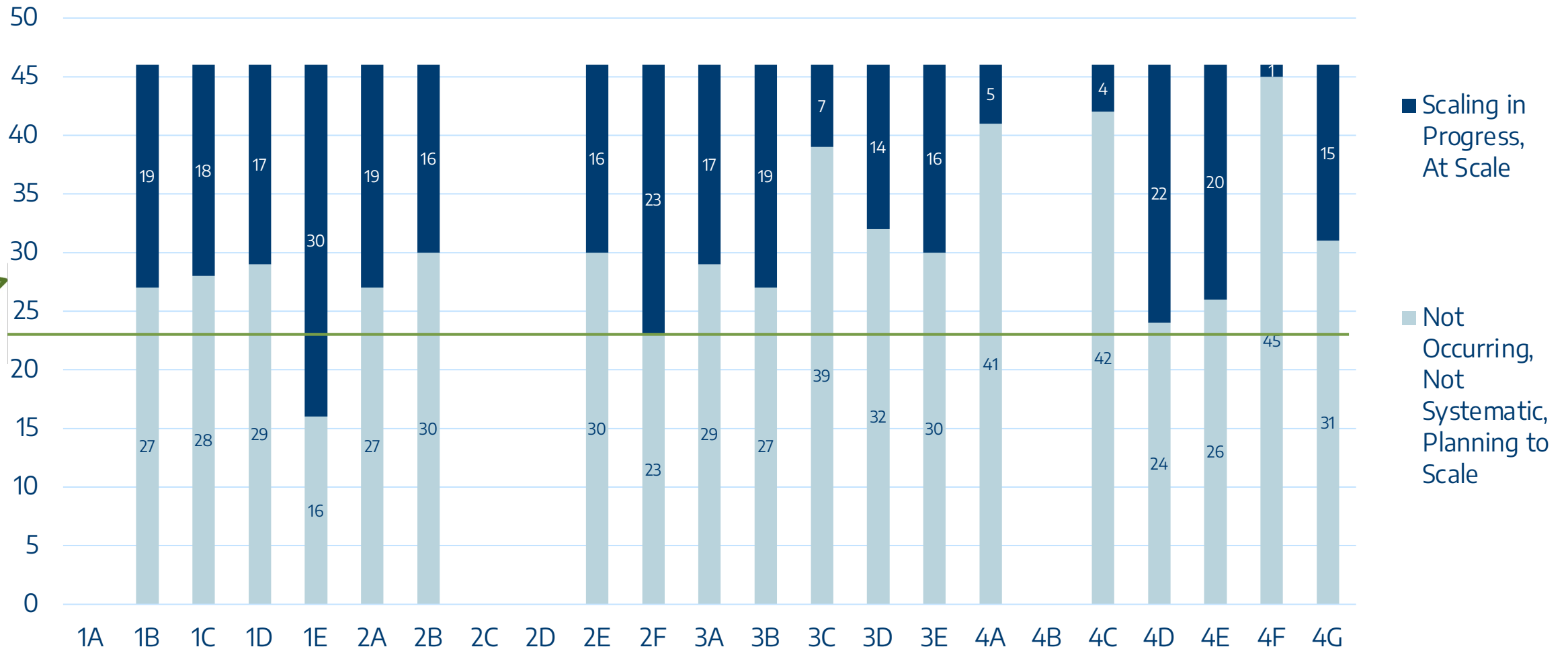
Ensure students are learning

Active & work-based learning with culturally responsive teaching aligned with careers & further education

2019 Scale of Adoption Assessment

Texas community colleges are meeting or exceeding collective goals **in 3 of 19** measures

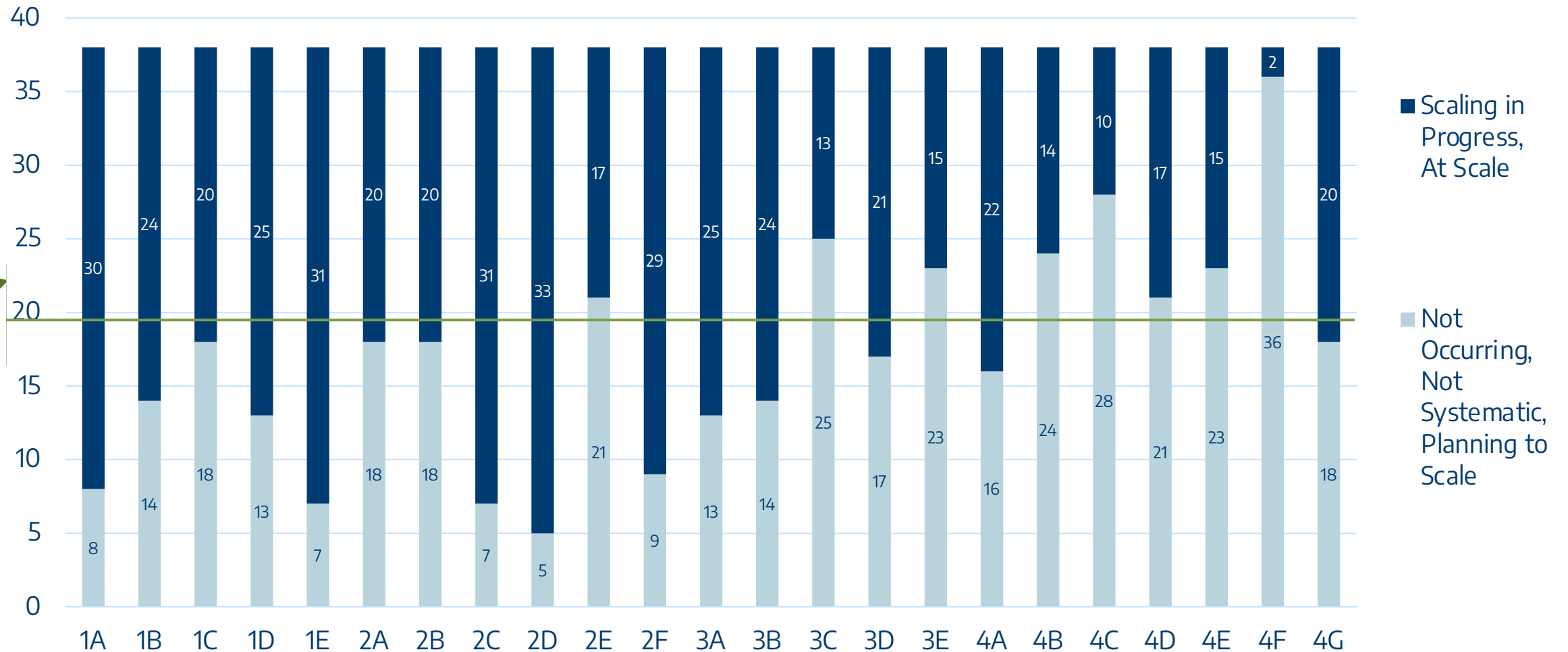
Number of Colleges at Each Level of Adoption (N=46)



2021 Scale of Adoption Assessment

Texas community colleges are meeting or exceeding collective goals **in 15 of 23** measures

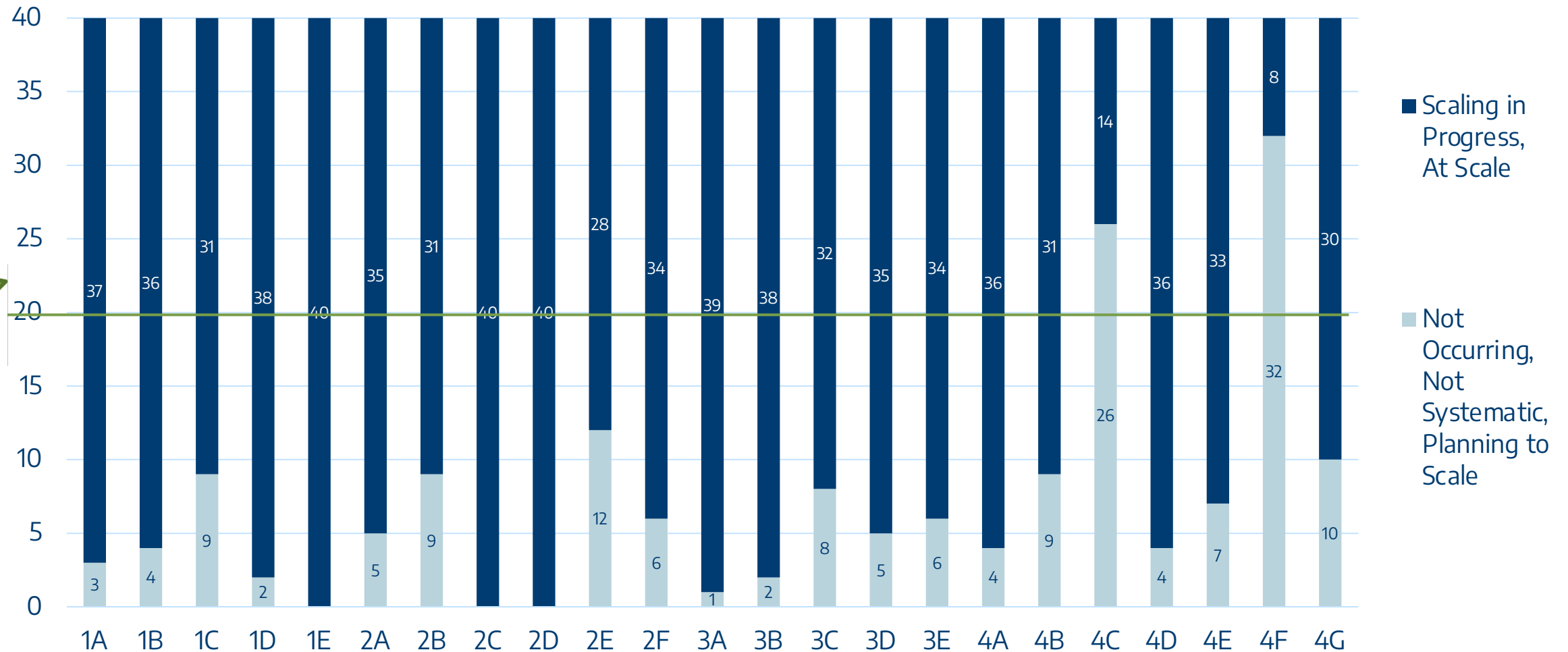
Number of Colleges at Each Level of Adoption (N=38)



2023 Scale of Adoption Assessment

Texas community colleges are meeting or exceeding collective goals in **21 of 23** measures

Number of Colleges at Each Level of Adoption (N=40)



Early Momentum Metrics

Early Momentum Metric	2015%	2020%	2021%	Percentage Point Difference 2020-2021	Percentage Point Difference 2015-2021
Earned 6+ Credits in Term 1	58%	65%	62%	-3%	+4%
Completed Math in Year 1	29%	38%	35%	-3%	+6%
Completed Reading in Year 1	54%	58%	54%	-4%	0%
Completed Writing in Year 1	46%	53%	50%	-3%	+4%
Completed All Subjects in Year 1	20%	28%	25%	-3%	+5%
Persisted from Term 1 to 2	76%	72%	74%	+2%	-2%
Earned 15+ Credits in Year 1	44%	50%	47%	-3%	+3%
Earned 30+ Credits in Year 1	8%	11%	9%	-2%	+1%

Note. KPIs measure progress for first-time-in-college, degree-seeking students in the fall cohort of the indicated year. N= 50 community college districts