

Highlighting Student Voices and Data-Informed Governance

Dr. Martha Ellis
Texas Success Center

Dr. Andrea Burrridge
Houston Community College

Dr. Linda Garcia
Center for Community College
Student Engagement



**Community College
Association of Texas Trustees**

Trustee Framework

Understand, Commit, and Set the Strategic Direction

1. Understand why institutional change is important for the community and students

2. Understand the reform strategy in broad terms

3. Set student success goals, including early momentum indicators, completion, and success after graduation in transfer and the workforce

Align Board Action to Goals and Monitor What Matters

4. Focus all board deliberations at the full board and committee levels on monitoring what matters – student success goals and strategies

5. Align vision, policies, and budget to student success and post-completion goals

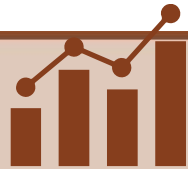
6. Conduct presidential hiring, transitions, and evaluations with student success goals at forefront

Adapted from Aspen CEP Framework



Quantitative and Qualitative Data

Quantitative



- Tell us “how many/how much/how often”
- Gathered by measuring and counting
- Analyzed using statistical analysis

Qualitative



- Helps us understand the “why”
- Gathered through interviews, focus groups, observation
- Analyzed by grouping data into meaningful themes or categories



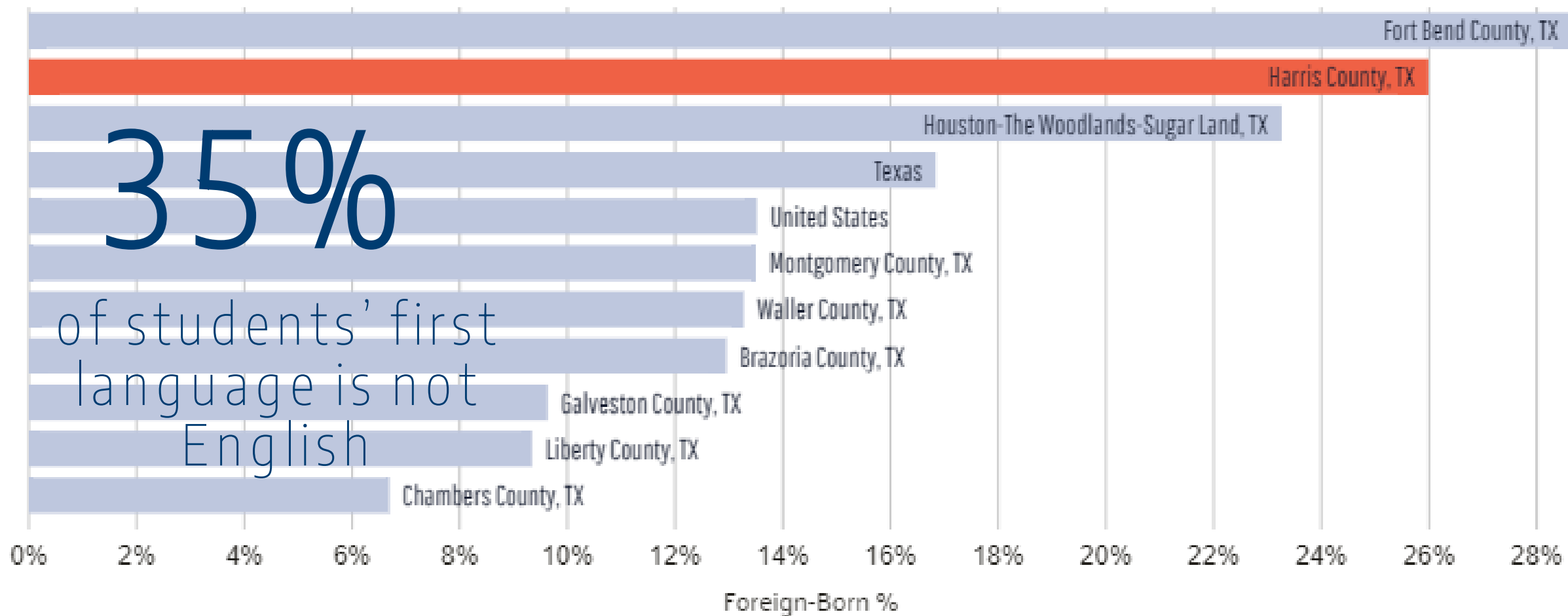


Who are our students?

47%

of students are the
first in their family to
attend college





Percent of Foreign-Born Residents, Gulf Coast Counties (2020 ACS)

74%

of students work in
addition their
schoolwork while
they are at HCC

"It's taking me longer because I [have to] consider my work schedule ... I didn't get any grants this semester so it's all loans. If I go to work at 5 AM, I don't want to be grumpy and tired where I don't want to go to class. You always want to strive for an A. But that really is the main barrier, is trying to make sure I have the time to do it.

--HCC Student

35%

- of students are primary caregivers to children who live with them

64%

- of students are spend time caring for dependents in a typical week



QUICK STATS ON STUDENT PARENTS

AN ESTIMATED

52%

of undergraduate student parents left school without a degree within six years, compared to 32% of students without children



STUDENT PARENTS TEND TO HAVE **HIGHER GPAs** than their non-parenting peers



51%

of student parents are students of color



51%

of student parents are more likely than their non-parenting peers to have low incomes

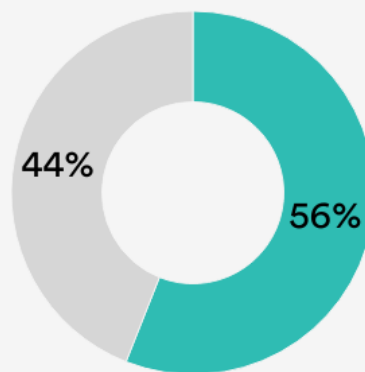


46%

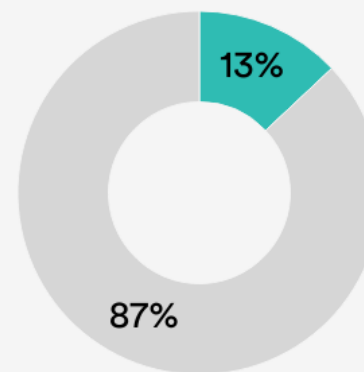
report facing mental
health challenges
post-COVID

Figure 1: The Mental Health Crisis for College Students

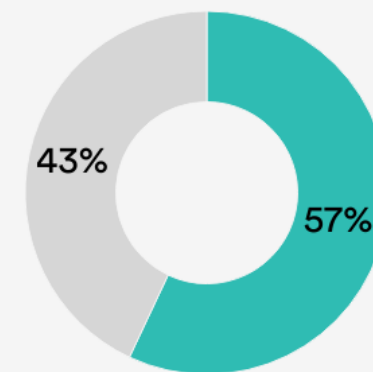
Percentage of interviewed students that:



Said their mental health
was fair or poor



Used on-campus
counseling since the
onset of the pandemic



Felt their college did not
provide enough support
to connect them to off
campus therapists.

Source: College Pulse
NEW AMERICA

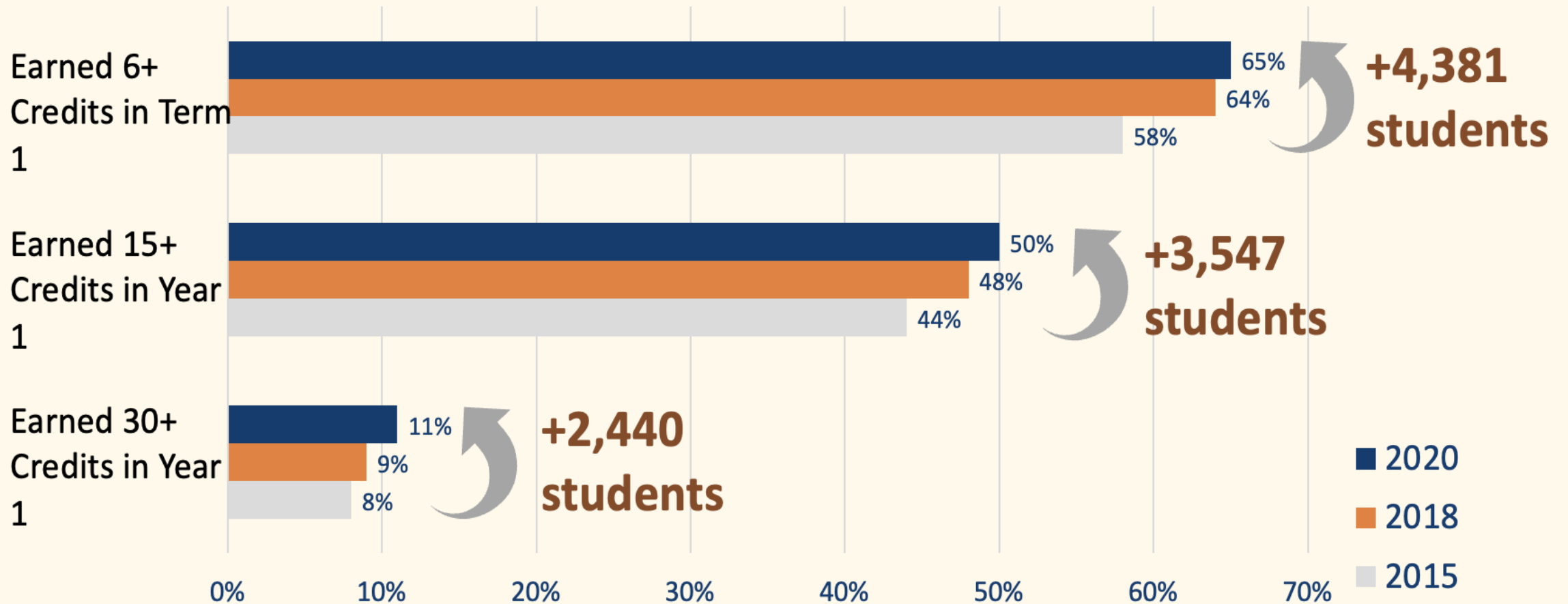
Nationally

James



How many and which students are progressing?

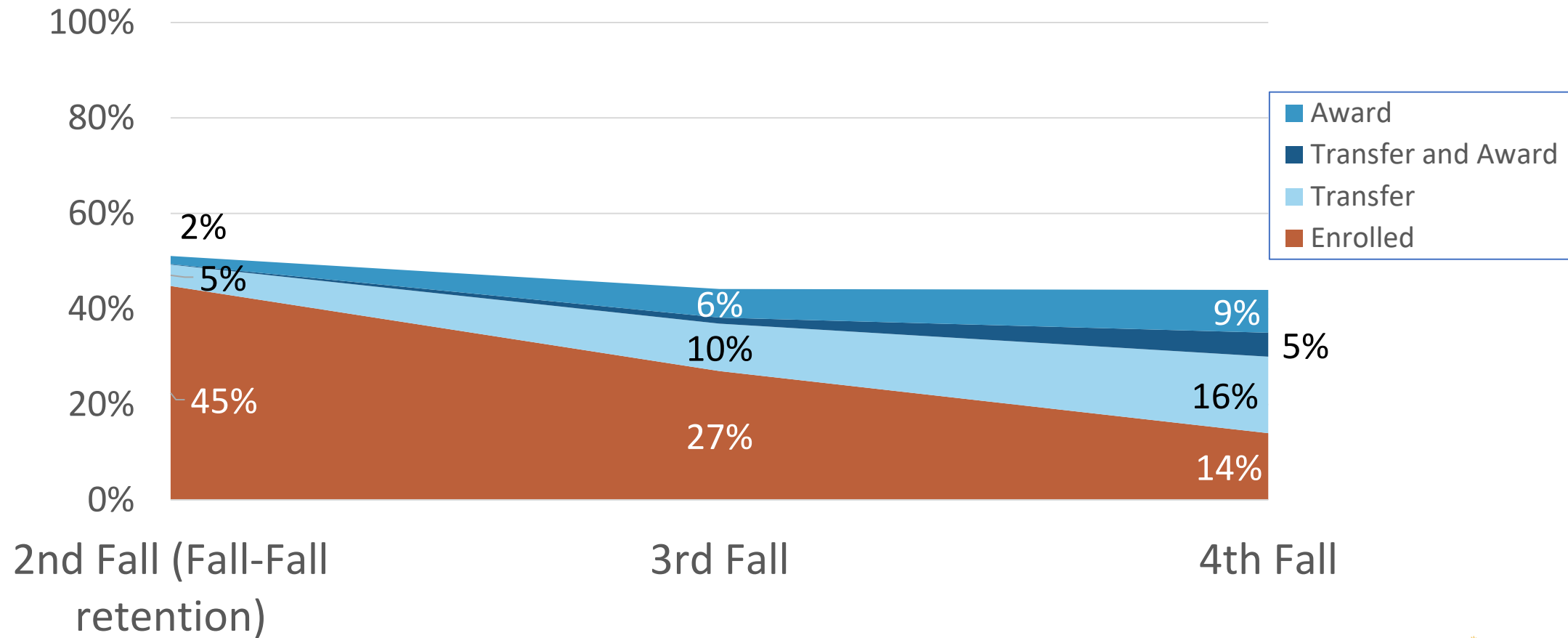
Percent of First-Time-In-College Students Meeting Milestone



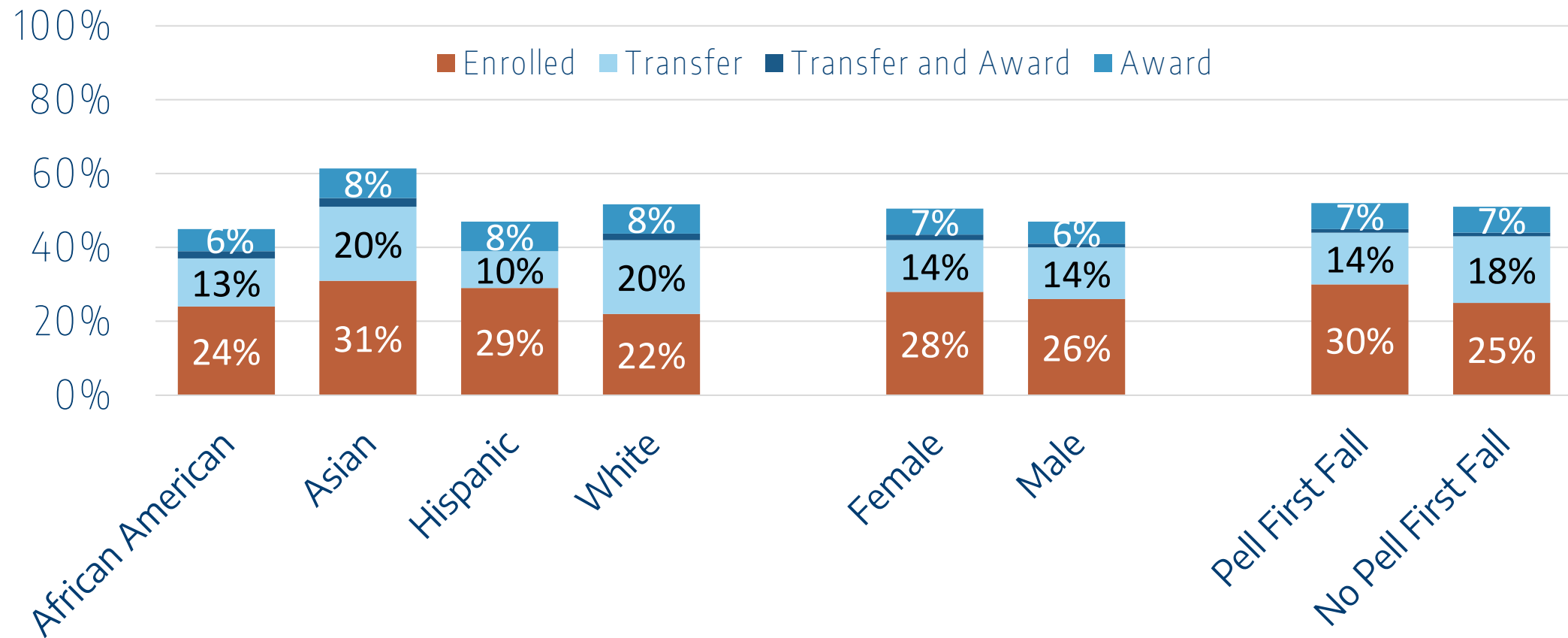
- Summer or Fall start, new-to-HCC students
- Degree or Award seeking
- Full-time or part-time
- Are not dual credit students



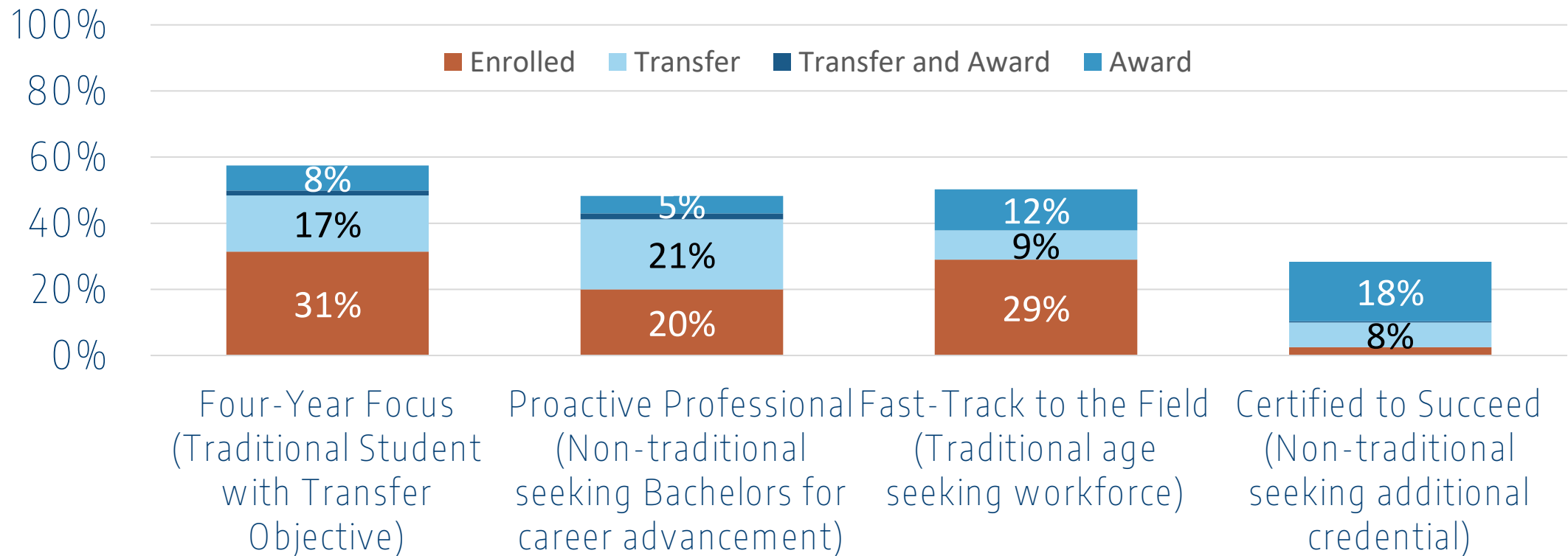
Investigating Cohort Progression: Retention, Transfer, and Award, Fall 2019 (pandemic) Cohort



Investigating Cohort Progression: Retention, Transfer, and Award: Fall 2020 Cohort at two years



Investigating cohort progression: Retention, Transfer, and Award: Fall 2020 Cohort at two years



How to assist students



What does a Board to do?

- Understand the data
- Decide what actions we take
- Set the direction and create the culture to support the CEO to take action