



KILGORE COLLEGE

Mr. Jon Rowe, Vice President Board of Trustees

Mr. David Castles, Board of Trustees

Dr. Brenda Kays, President Kilgore College

Kilgore College Facts

Student Headcount

Total student headcount: 6,422

Credit student headcount: 5,189

Continuing Education student headcount: 1,233

Age of Students

Average age: 22

Traditional (22 & Under): 76%

Non-traditional: (23 & Older): 24%

Enrollment Status

Full-time: 38%

Part-time: 62%



Texas Guided Pathways – Getting on the Path

8-weeks was a part of our Pathways journey,
but we would not have been successful
without first changing our culture at the
organization

Foundational Elements & Building Blocks

- **Board Engagement**
- **Data**
- **Student Success as a Noun and a Verb, but never a vacuous term**
- **Faculty Engagement and Leadership**



Board Engagement

- Student Success Spotlight
- Annual Data Retreat
- Student Success Committee

I



Data

Building Momentum

- Working the Pathways Model
- Career Pathways Maps
- Mathematics Redesign
- New Student Orientation
- Co-requisite Remediation

Preparation for the 8-week Journey

- 1. 1 year lead time – Fall 2018 Pathways**
- 2. Formed a steering committee/ 4 workgroups**
 - Instruction/Course Development
 - Student Services
 - Policies/Procedures/Processes
 - Marketing and Student Success Points
- 3. Odessa Leadership Institute**
- 4. Professional Development for Faculty**
- 5. Beta testing**
- 6. Faculty had to opt out (still in place today)**



FOCUS ***TO FINISH***

Learn more, earn more with EIGHT-WEEK CLASSES KC!

- Avoid the burnout most students get with long semesters.
- Avoid feeling overwhelmed with fewer courses to take at the same time.
- Avoid juggling multiple assignments and deadlines.
- It's a good fit for everyone! (Including overachievers, working students and students struggling academically)

What is Cruise for Success?

Cruise for Success is a part of Focus to Finish, and it's the **ULTIMATE** student incentive program!

It is Kilgore College's way of encouraging student success by giving students an opportunity to win prizes as a reward for doing things that are proven to increase overall success in college.



Students enrolled in at least six hours automatically entered to

WIN A CAR!



2022 Chevy Trailblazer

**Color subject to change*

GET IN THE DRIVER'S SEAT AT KILGORE COLLEGE!

- Earn points by doing the right things.
- KC students enrolled half-time or more are eligible.
- Helps you achieve your educational goals and dreams.

Sponsored by

PATTERSON
CHEVROLET • KILGORE

Launch of 8-week Journey




Fall Enrollment

5,426

2018 Fall

5,695

2019 Fall



**Increased
5.0%**

Course Success Rate

Percent of courses completed with grade of ABC

ABC


76.4%
2018 Fall

80.9%
2019 Fall 1

**Does not include dual credit*



Increased
5.6%



Withdrawal Rate

11.7%

2018 Fall

6.8%


2019 Fall 1

**Does not include dual credit*



Decreased

41.9%



New Students for Fall 2

Brand new students beginning coursework Oct. 21, 2019



68



Student Success

**Now A Firmly Grounded
Practice at KC (and we have
the data to prove it)**

Gaining Momentum

- Even during the pandemic...



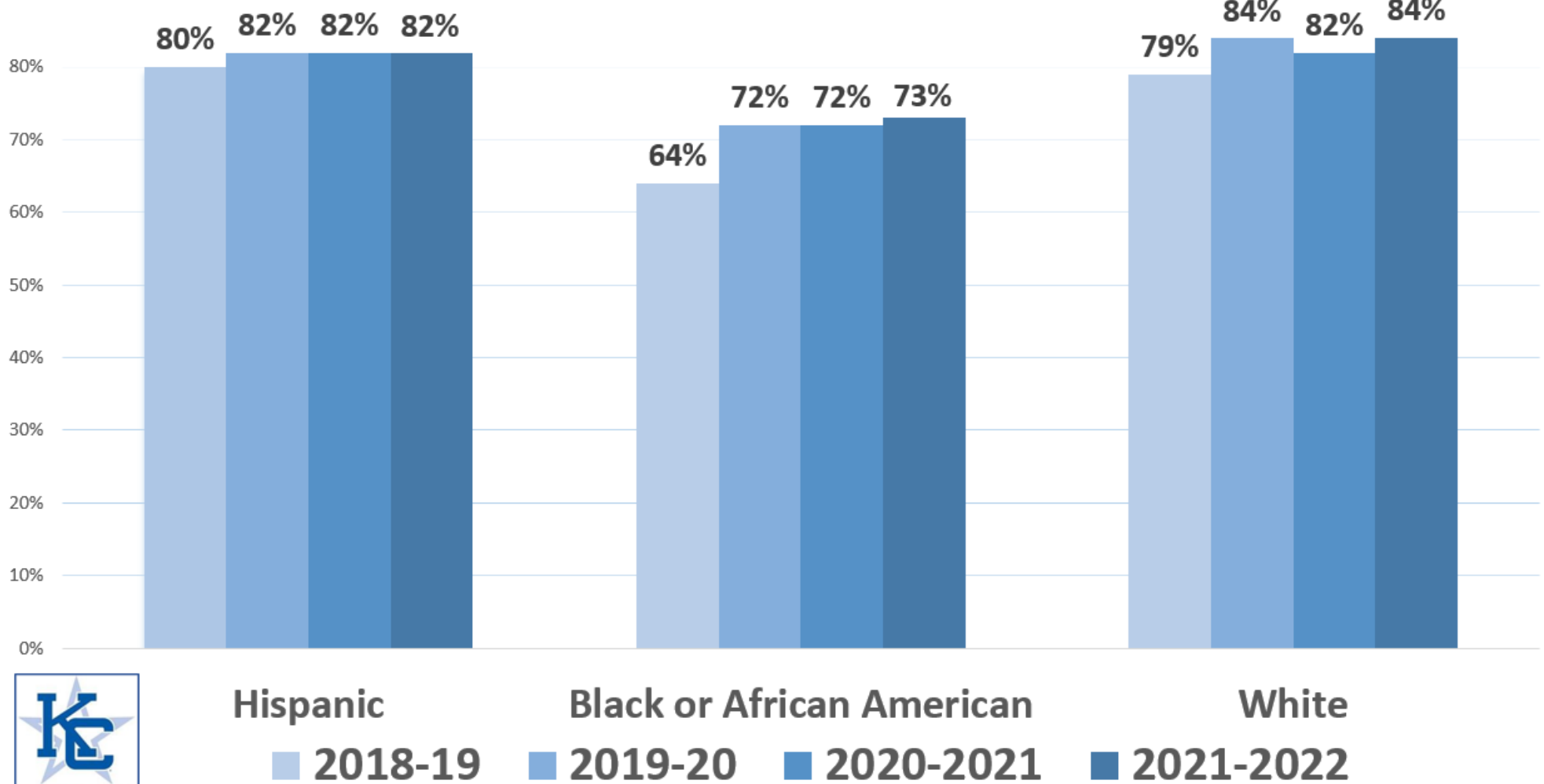
SUCCESS

A-B-C Success Rates

8 Week* Dual credit students NOT included

	2018-2019	2019-2020	2020-2021	2021-2022
Fall	76%	81%	80%	81%
<i>Withdrawal rates</i>	11.7%	7.5%	4.3%	5.7%
Spring	78%	81%	81%	84%
<i>Withdrawal rates</i>	10.9%	10.5%	4.5%	4.9%

A-B-C Rates: Disaggregated by Race/Ethnicity



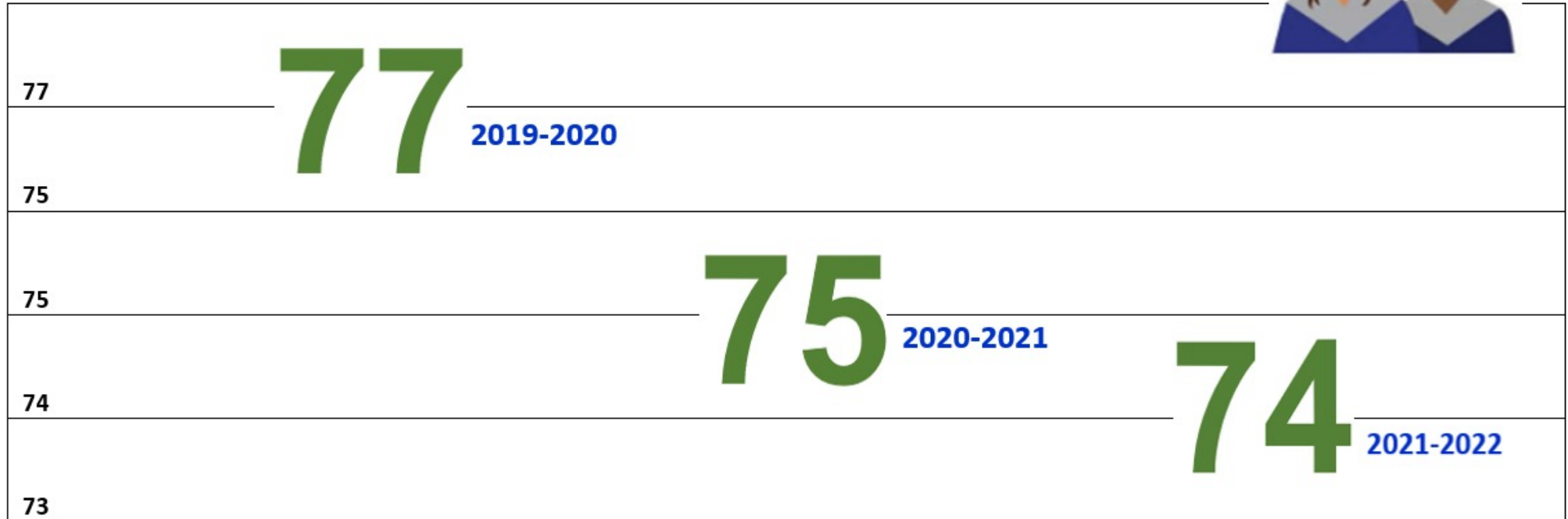
KILGORE COLLEGE



Student Success Data

Average semester credit hours
to complete an **Associate Degree**.

Statewide average: 82 in 2020-2021





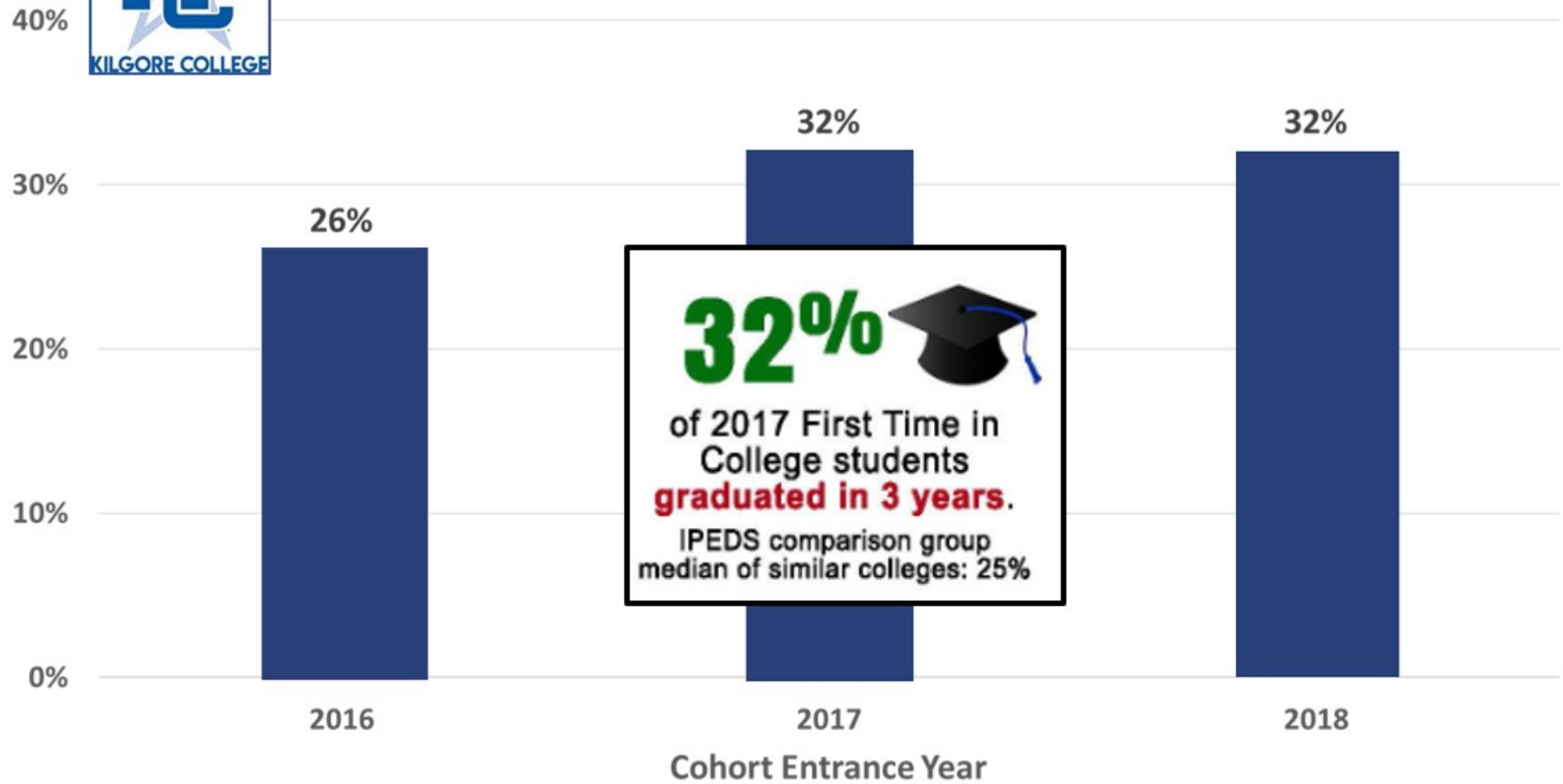
Student Success Data

Percentage of First Time in College, full-time students who **completed at least 24 hours** by the end of the spring semester.

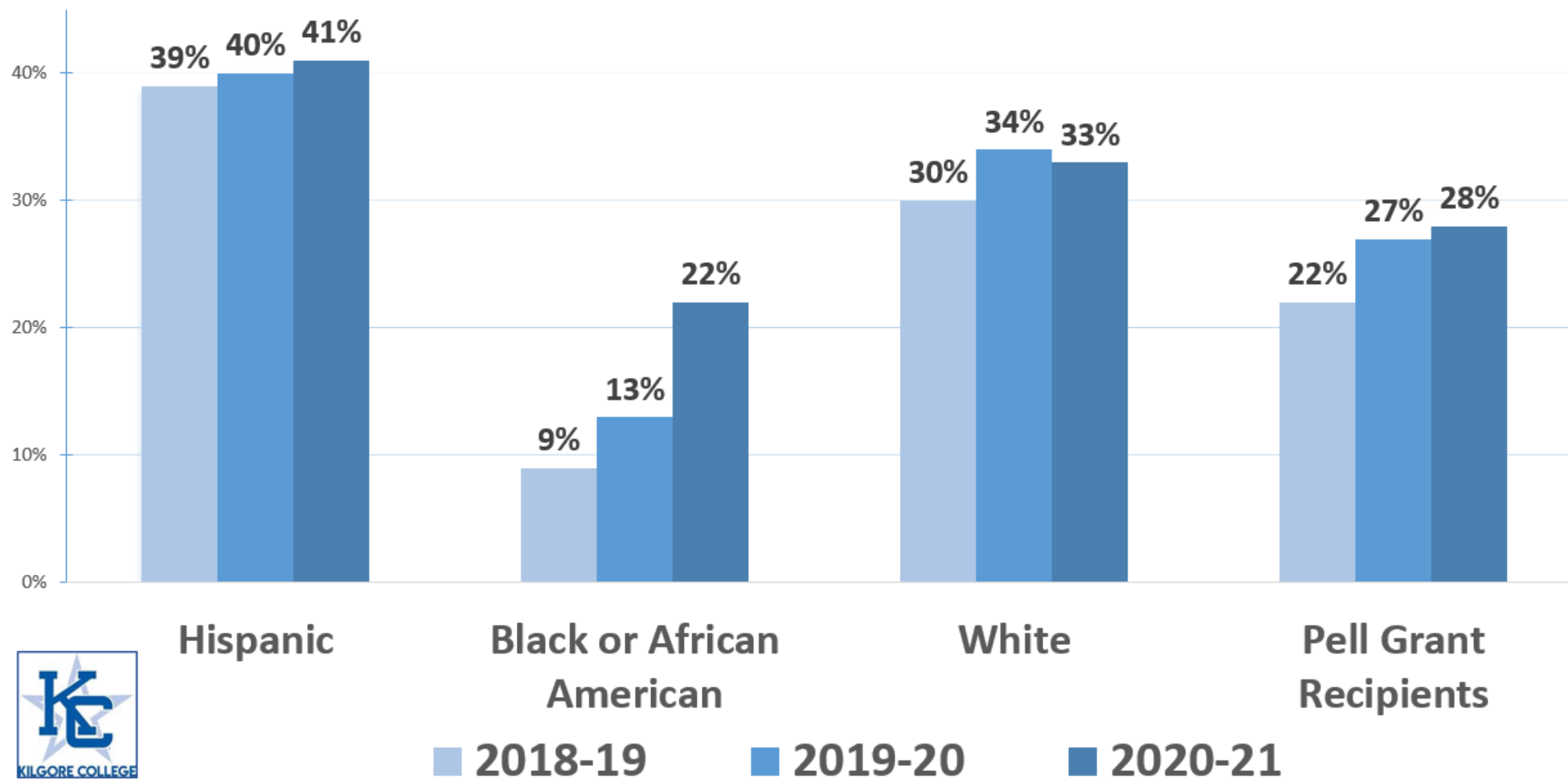
2017-2018	2018-2019	2019-2020	2020-2021	2021-2022
44%	49%	51%	53%	55%



IPEDS 3-Year Graduation Rate: Overall



IPEDS 3-Year Graduation Rate: Disaggregated



Mentoring-Sharing with Other Colleges

- Washington State Community College, Marietta, Ohio
- Texas Success Center Grant
 - Lamar State College – Orange
 - Alvin Community College
 - Del Mar College
 - Laredo Community College
- ACCT Presentation – Community College Daily



Questions?

