

Scaling 8-Week Terms to Increase Enrollment and Retention

Texas Pathways
Institute #7
April 6, 2022



ODESSA COLLEGE...BY THE NUMBERS

1946

16%
BACHELOR DEGREE HOLDERS

76%
HIGH SCHOOL GRADUATES

9,829
STUDENTS ANNUALLY

1,100
FULL AND PART-TIME
EMPLOYEES

\$51
MILLION

ENROLLMENT

8,020
FALL 2021

9,829
ANNUAL

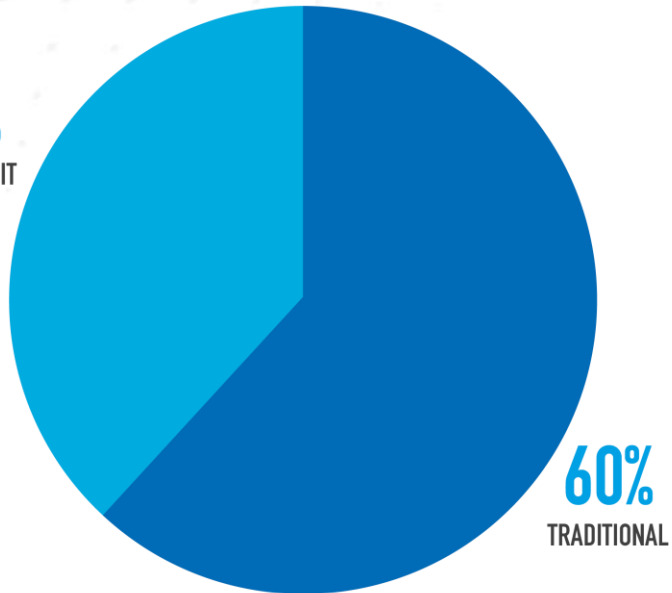
1,183 FIRST TIME
IN COLLEGE

GENDER

60%
FEMALE

40%
MALE

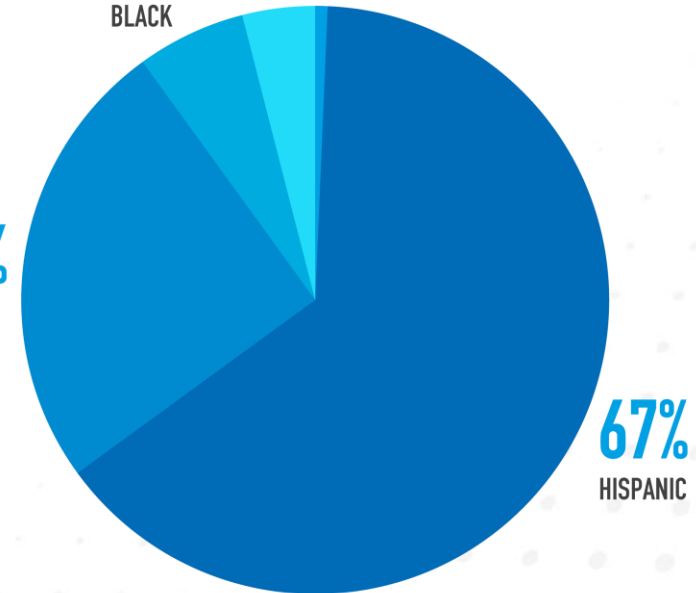
40%
DUAL CREDIT



TYPE

6% BLACK
4% NOT REPORTED
1% OTHER

22%
WHITE



ETHNICITY

ODESSA COLLEGE STUDENTS COMMIT TO

1

complete what you start

2

attend class &
attempt each assignment



ask questions &
use support resources

3

develop well-organized &
disciplined work habits

4

ODESSA COLLEGE EMPLOYEES COMMIT TO

1

make eye contact, smile,
saying “hello,” acknowledge

2

recognize good or vulnerable
behavior – celebrate or intervene



3

engage with students –
establish a personal connection

4

develop clear & coherent
practices & processes for students
– eliminate barriers

ODESSA COLLEGE FACULTY COMMIT TO

1

interact with students by name by
first class/end of first week

2

close monitoring of student
behavior & progress with
immediate intervention



one-on-one meetings/frequent
communications with students
early in semester

3

highly structured courses with
penalties for missed exams &
assignments, etc. but flexible
when appropriate

4

ODESSA COLLEGE

DROP RATE IMPROVEMENT PROGRAM

DECREASED
DROP RATES FOR
ALL STUDENTS

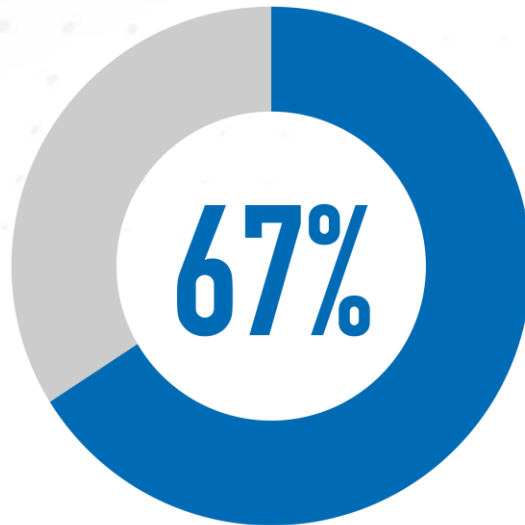
INCREASED
SUCCESS FOR
ALL STUDENTS

ALL STUDENTS
EQUITY GAPS
GONE OR REDUCED

ODESSA COLLEGE

2010

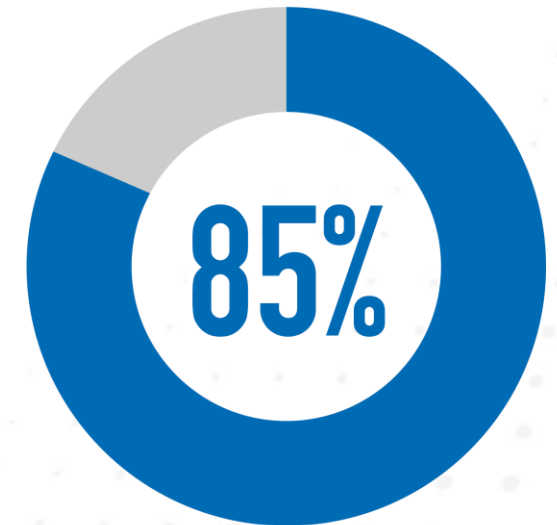
10%
DROP RATE



SUCCESS RATE

2021

3%
DROP RATE



SUCCESS RATE

AVERAGE SUCCESS RATES

("C" or better) FALL TERMS

2009
JOINED ACHIEVING the DREAM

	ALL STUDENTS		
	WHITE	HISPANIC	BLACK
TRADITIONAL (ages 18-25)	66%	64%	54%
NON-TRADITIONAL (ages 26-35)	74%	62%	69%
PELL	70%	69%	69%

2014-2020
8-WEEK TERM + DROP RATE
IMPROVEMENT PROGRAM

	ALL STUDENTS		
	WHITE	HISPANIC	BLACK
TRADITIONAL (ages 18-25)	79%	73%	72%
NON-TRADITIONAL (ages 26-35)	81%	79%	76%
PELL	77%	77%	73%

AVERAGE SUCCESS RATES

("C" or better) FALL TERMS

2009
JOINED ACHIEVING the DREAM

	MALE STUDENTS		
	WHITE	HISPANIC	BLACK
TRADITIONAL (ages 18-25)	66%	64%	54%
NON-TRADITIONAL (ages 26-35)	74%	62%	57%
PELL	67%	67%	49%

2014-2020
8-WEEK TERM + DROP RATE
IMPROVEMENT PROGRAM

	MALE STUDENTS		
	WHITE	HISPANIC	BLACK
TRADITIONAL (ages 18-25)	76%	71%	71%
NON-TRADITIONAL (ages 26-35)	79%	78%	72%
PELL	73%	74%	71%

AVERAGE SUCCESS RATES

("C" or better) FALL TERMS

2009
JOINED ACHIEVING the DREAM

FEMALE STUDENTS			
	WHITE	HISPANIC	BLACK
TRADITIONAL (ages 18-25)	72%	67%	64%
NON-TRADITIONAL (ages 26-35)	69%	67%	67%
PELL	71%	70%	66%

2014-2020
**8-WEEK TERM + DROP RATE
 IMPROVEMENT PROGRAM**

FEMALE STUDENTS		
WHITE	HISPANIC	BLACK
80%	75%	74%
82%	79%	78%
79%	78%	74%

WHY EIGHT-WEEKS?

BURNOUT
AT WEEK 10

OVERWHELMED
WITH 4-7 COURSES

LIFE HAPPENS
A LOT TO OC STUDENTS

THEN 13 HOURS

SEMESTER | AUGUST – DECEMBER

ENGL 1301

MATH 1333

HIST 1301

COLL 0171

PSYC 2301

NOW 13 HOURS

TERM 1 | AUGUST – OCTOBER

ENGL 1301

COLL 0171

PSYC 2301

TERM 2 | OCTOBER – DECEMBER

MATH 1333

HIST 1301

WHY CHANGE?

16 WEEKS IS A LONG TIME TO WAIT

**STUDENTS HAVE TO
WAIT 16+ WEEKS TO
RESTART A CLASS
IF THEY HAD TO DROP**

8 WEEKS IS THE NORM FOR SOME COLLEGES

**COLLEGES CATERING
TO WORKING STUDENTS
HAVE BEEN USING
8-WEEK COURSE
STRUCTURE FOR YEARS**

ADDITIONAL ON RAMPS

**ADDITIONAL ON RAMPS
FOR FIRST GENERATION
COLLEGE STUDENTS TO
MEET THEIR READINESS**

DOES THIS MEAN WE ARE ON THE QUARTER SYSTEM?

**NO – WE STILL PLAN,
ADVISE, AND REGISTER
BY THE SEMESTER**

**FULL-TIME STATUS STILL
DETERMINED BY THE
SEMESTER CREDIT LOAD**

WHERE WE WERE

16 WEEK

LATE START
14 WEEK & 12 WEEK

10 WEEK
SUMMER

8 WEEK

5 WEEK
SUMMER

4 WEEK

ODESSA COLLEGE

HISTORY OF EIGHT-WEEK COURSES

ELECTRICAL &
ELECTRONICS

INSTRUMENTATION

AUTOMOTIVE

DIESEL

OCCUPATIONAL
HEALTH & SAFETY

BUSINESS
PROFESSIONALS

CULINARY
ARTS

SOME GENERAL
EDUCATION
COURSES

WHERE WE ARE

< 26% ARE 16 WEEK COURSES < 15% WITHOUT DUAL CREDIT

CONTACT
HOURS

CLINICALS

BUSINESS
INTERNSHIPS

DUAL
CREDIT

EXCEPTIONS
SENT TO
COMMITTEE

ODESSA COLLEGE
TWO YEARS AFTER
INTRODUCING
EIGHT-WEEK
COURSES
at SCALE

13% INCREASE IN
ENROLLMENT

26% INCREASE IN
FTIC ENROLLMENT

2% INCREASE IN
COURSE COMPLETION

8% INCREASE IN
C OR BETTER SUCCESS

27% DECREASE IN
RETURN OF FEDERAL
FUNDS FOR NON-COMPLETION

13% INCREASE IN
CREDENTIALS AWARDED

ODESSA COLLEGE
FIVE YEARS AFTER
INTRODUCING
EIGHT-WEEK
COURSES
at SCALE

25% INCREASE IN
ENROLLMENT

31% INCREASE IN
FTIC ENROLLMENT

6% INCREASE IN
COURSE COMPLETION

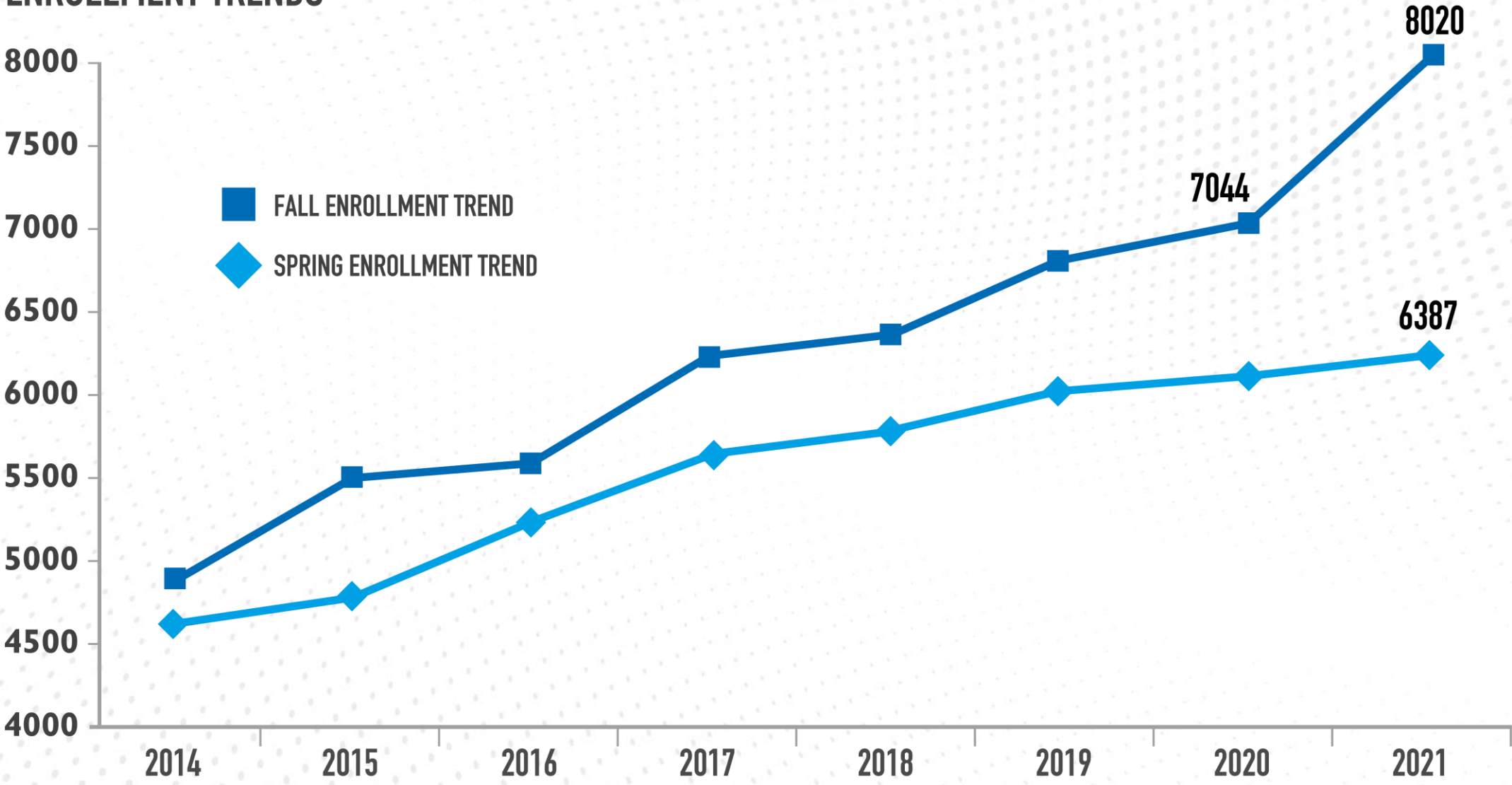
7% INCREASE IN
C OR BETTER SUCCESS

12% DECREASE IN
RETURN OF FEDERAL
FUNDS FOR NON-COMPLETION

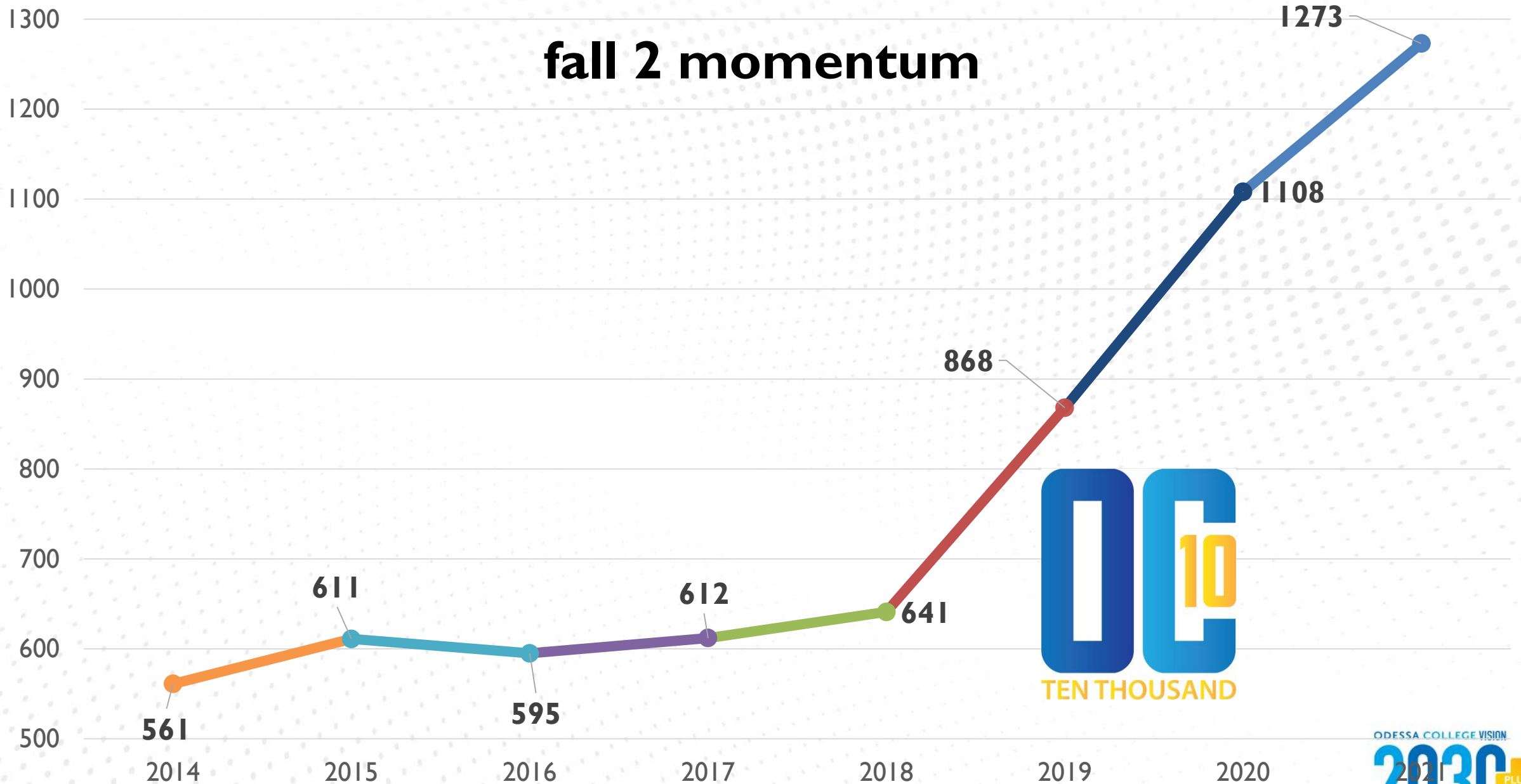
65% INCREASE IN
CREDENTIALS AWARDED

ODESSA COLLEGE

ENROLLMENT TRENDS



fall 2 momentum




ODESSA COLLEGE

DEGREES AND CREDENTIALS AWARDED



730

2010-2011



2157

2020-2021

+195%

FROM 2010 - 2020

Questions, discussion,
idea sharing

Texas Pathways
Institute #7
April 6, 2022

