

# Del Mar College

## Meeting the Demands of the Local Workforce Through Credit and Continuing Education

March 2, 2022

Mark Escamilla, Ph.D., President and CEO

Carol Scott, Chair, Board of Regents



DEL MAR COLLEGE

## **\$1 BILLION to \$50 BILLION Investment in 10 Years**

- Port of Corpus Christi Largest Explorer of Petrochem
- Getting in Early with Business Leaders
- Candid Conversations (Good, Bad, & Ugly)
- Delivering Qualified Graduates  
(Constant Evolution)

# Corpus Christi Regional Economic Development Corporation

- Annual Membership/Ex-Officio (\$10,000 annually)
- Gained Insight in Economic Development
- Built Industry Connections
- Board of Regents Support for Economic Growth
  - Abatements
  - TIRZ (Tax Increment Reinvestment Zones)
  - Understanding Local Economic Trends

# Realigning the Division of Industrial Education & Workforce Development

(Del Mar College was not responsive to Industry needs)

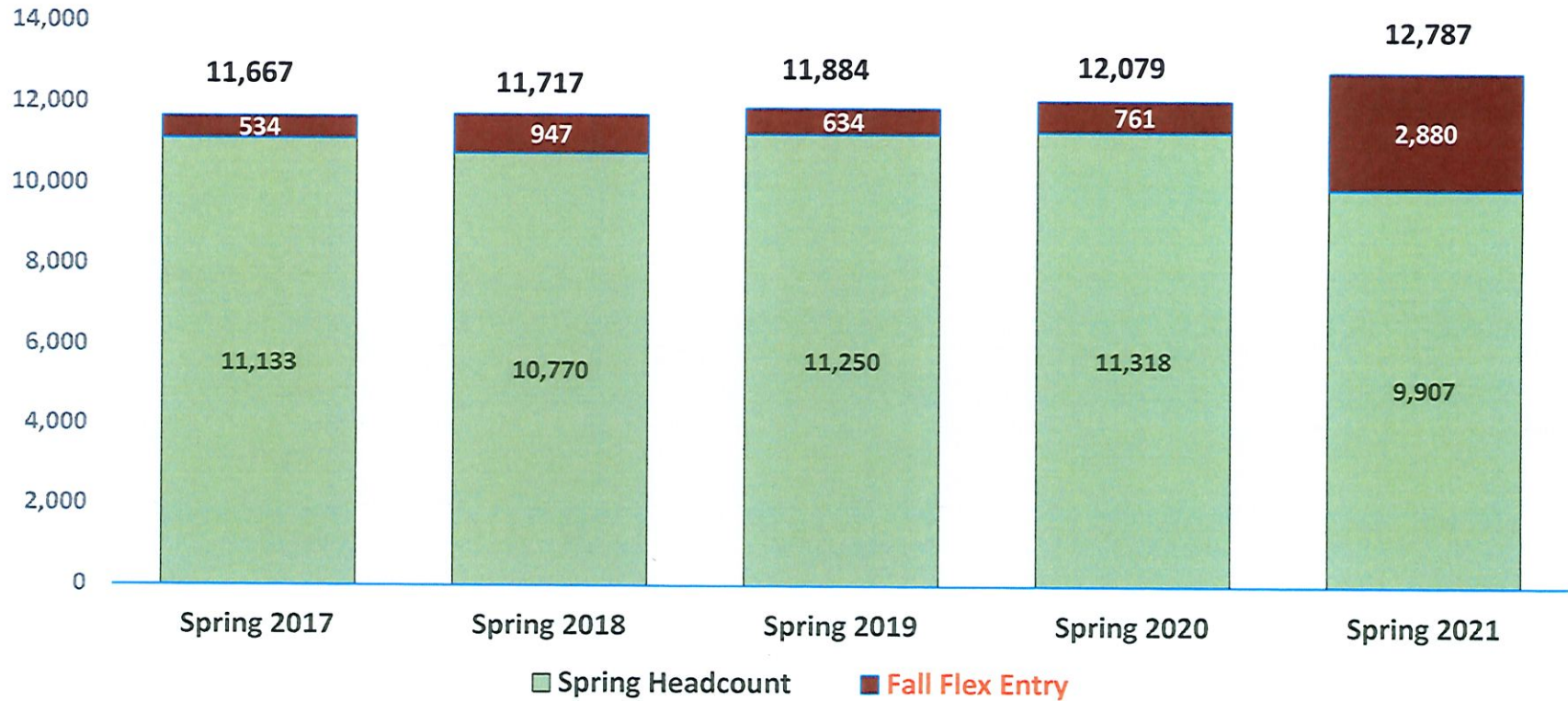
- Connecting & Reconnecting with Business - Advisory boards and mid-management
- Personnel - Committed personnel as emerging industry developed
- Curriculum - Revised based on industry input
- Asking for Resources - Instructors, technology, & advisors

## Realignment (continued)

- Establish & Create Full Division of Continuing Education
  - Charge: Continuing Ed to rival the credit side of the house
  - Changed the law at the 85th Legislative Session for Adult Education
- Industrial Certifications
  - Shifting to National Certifications (NCCER)
  - CCMR (Career College Military Readiness)

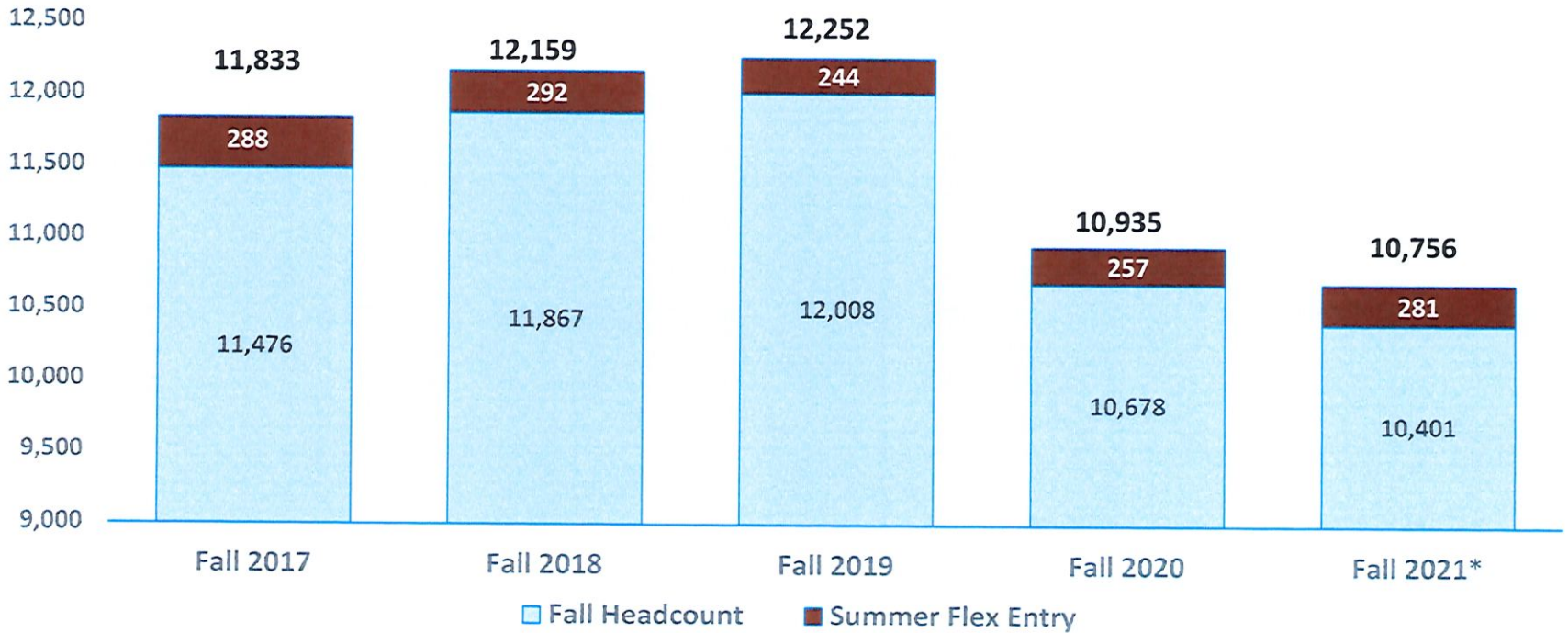
# Spring Credit Headcount

Note: A student is counted only once regardless of the number of classes enrolled in as reported on CBM001.



# Fall Credit Headcount

*Note: A student is counted only once regardless of the number of classes enrolled in as reported on CBM001.*

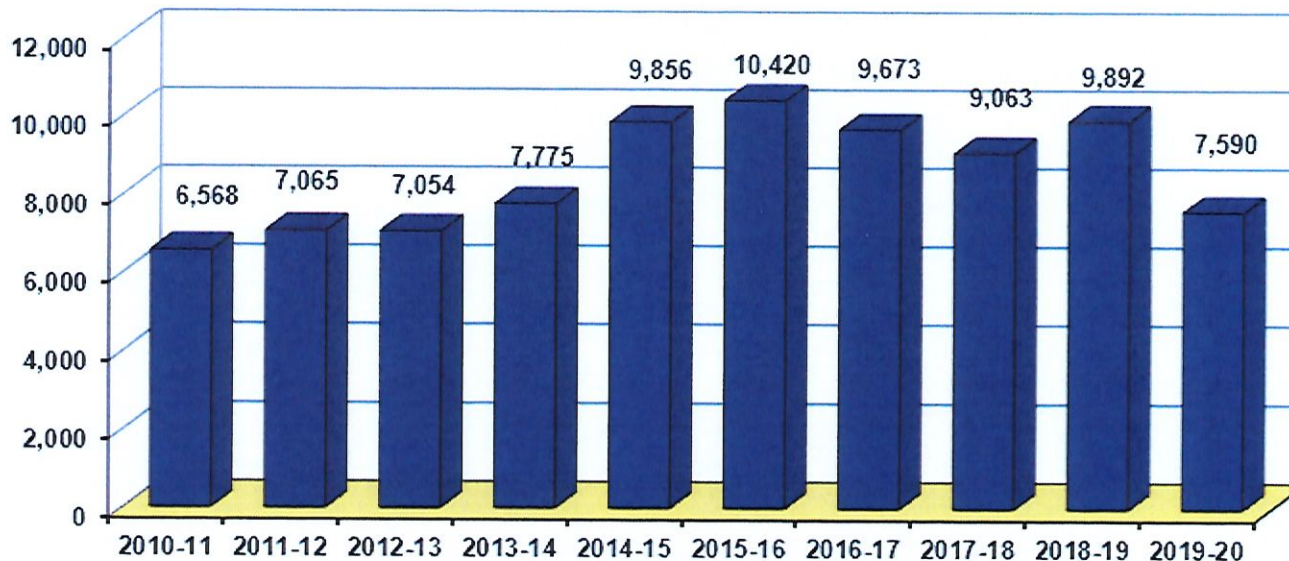


\* All time high was 12,236 in Fall 2010. Fall 2021 Headcount is a 2.3% decrease from Fall 2020.

# Del Mar College Statistical Profile

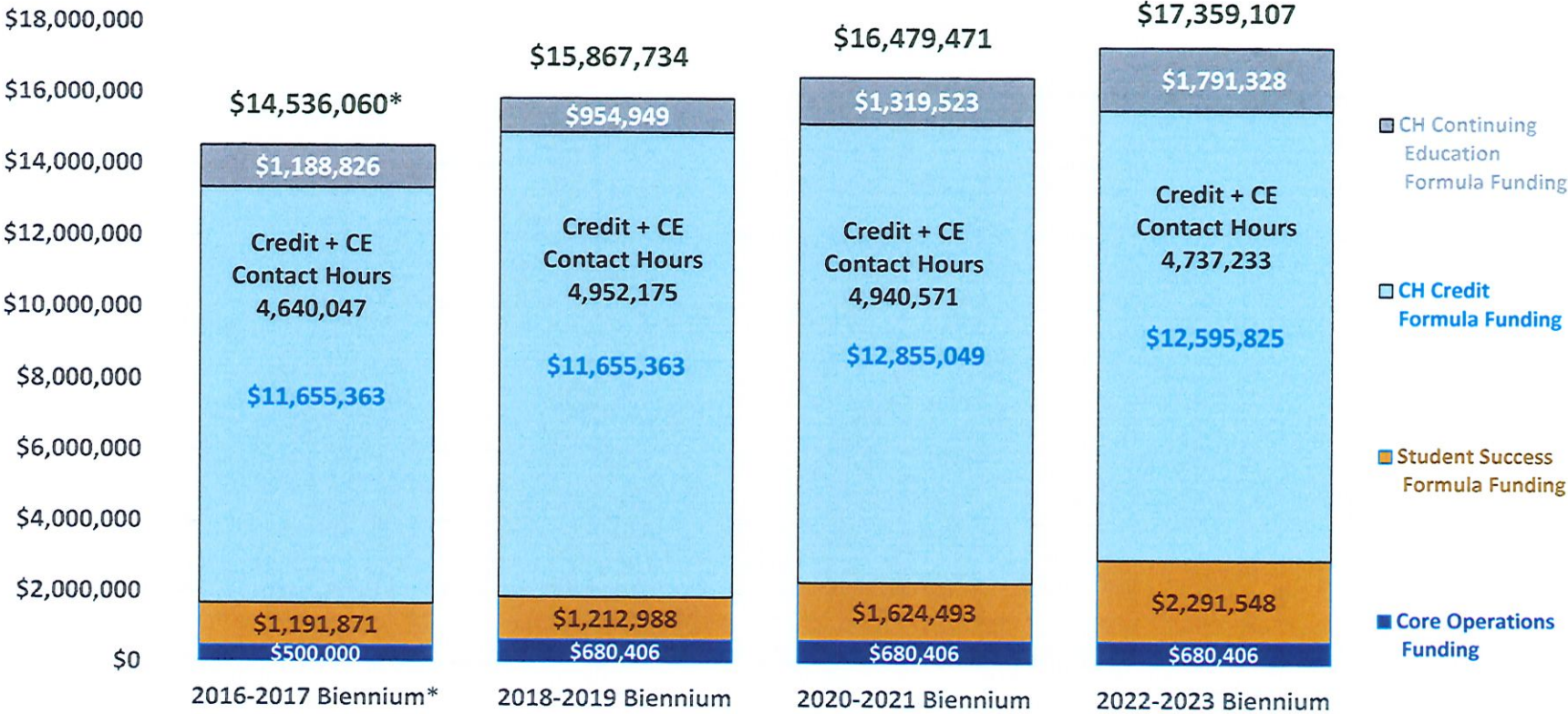
## Continuing Education

Annual Unduplicated Headcount for Continuing Education Courses





# Annualized Base Year Funding



\*Actual Adjusted

## Base Year Funded Contact Hours

Del Mar College	2014-2015 Biennium	2016-2017 Biennium	2018-2019 Biennium	2020-2021 Biennium	2022-2023 Biennium	2022 to 2020 Percent Change
Credit Contact Hours	4,550,744	4,220,820	4,619,408	4,527,864	4,204,897	-7.1%
Continuing Education Contact Hours	286,723	419,227	332,767	412,707	532,336	29.0%
<b>Total Contact Hours</b>	<b>4,837,467</b>	<b>4,640,047</b>	<b>4,952,175</b>	<b>4,940,571</b>	<b>4,737,233</b>	<b>-4.1%</b>

# POINTS OF PRIDE

- Skills Development Grants (Texas Workforce Commission)

2013-2018     \$6 m

- Type A (City of Corpus Christi)

2018             \$7 m

- -\$4.75 million awarded(multiple awards)
- -\$2.4 million in final approval stage

- Industry Donations

2016-2018             \$4 m(\$1.5 million)

\*Recognized as integral members of the Infrastructure for Economic Development in South Texas\*

Thank you!

