

Unpacking Equity through Data: Advance Work Overview



Texas Success Center

October 11, 2021

Agenda

- Introduction and Goal Setting
- Orientation to [Enrollment Data Dashboard](#)
- Orientation to [Completion Data Dashboard](#)
- Orientation to [Post-Secondary Education Outcomes Explorer Dashboard](#)
- Overview of [Regional Labor Market Insights](#)
- Review of Advance Work Data Workbook (Excel)
- Questions



Webinar Goals

- Get excited for Texas Pathways Institute 4: Onboarding Reimagined!
- Review existing data tools available to examine program enrollments and completions with equity in mind.
- Familiarize Texas Pathways leads with dashboard functionality.
- Review Advance Work goals and directions.



Data Preparation for Reimagining Onboarding in Texas community colleges

- Provide information to college teams to be able to consider several questions at TPI, including:
 - What programs are our students currently enrolled in?
 - What programs are our students completing?
 - Is student representation across programs proportionate?
 - Which subgroups of students are underrepresented in higher-opportunity programs?



Data Tool 1: Enrollment Data Dashboard



Enrollment by Program

Institution
All

Cadre
All

Size
All

Region
All

Location
All



Texas Success Center

Program Area
All

Major Type
All

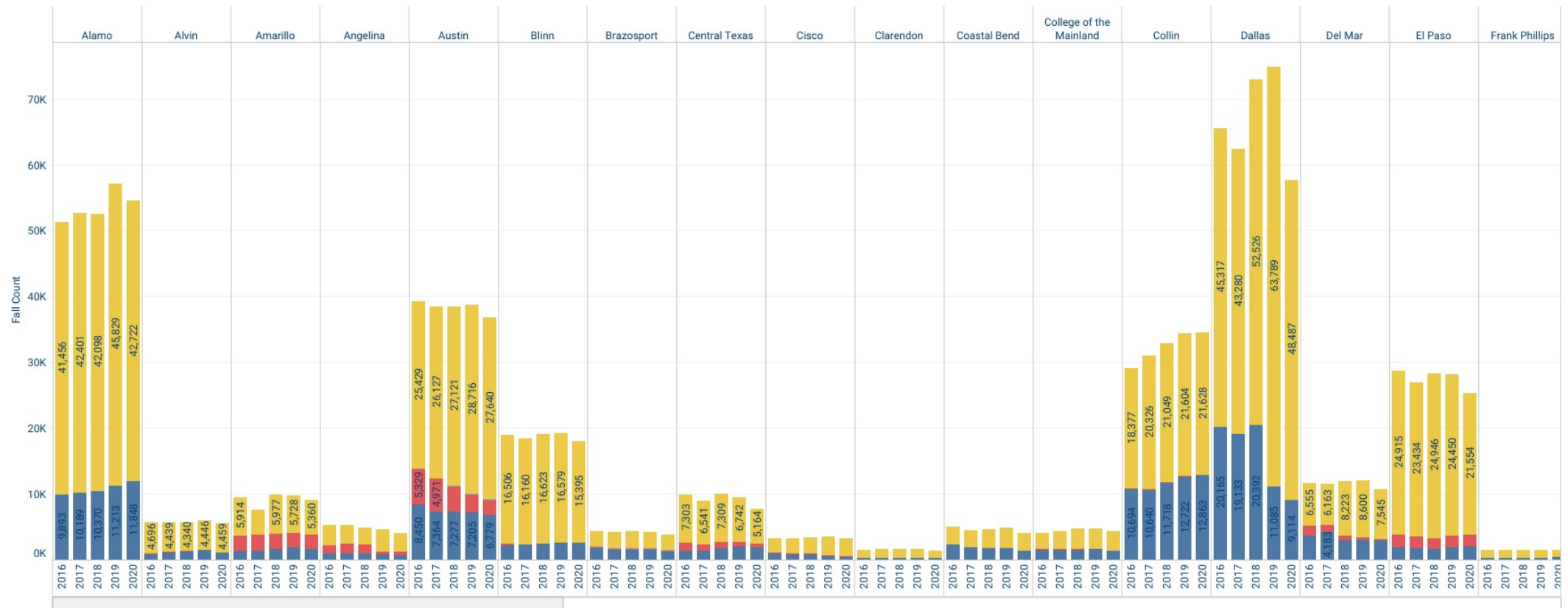
Year
All

Chart Type
Bar Chart

Legend

- Academic
- Bachelor
- Tech-Prep
- Technical

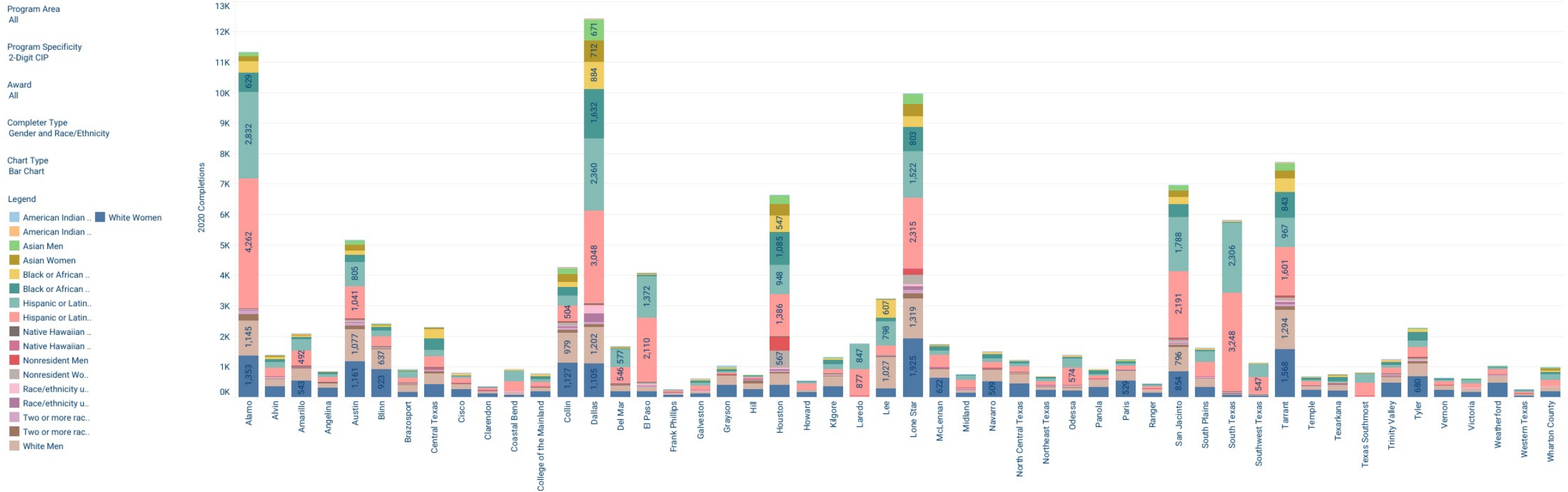
Data Source: THECB Accountability System
Enrollment by Curriculum Area, 2016-2020



Data Tool 2: Completion Data Dashboard

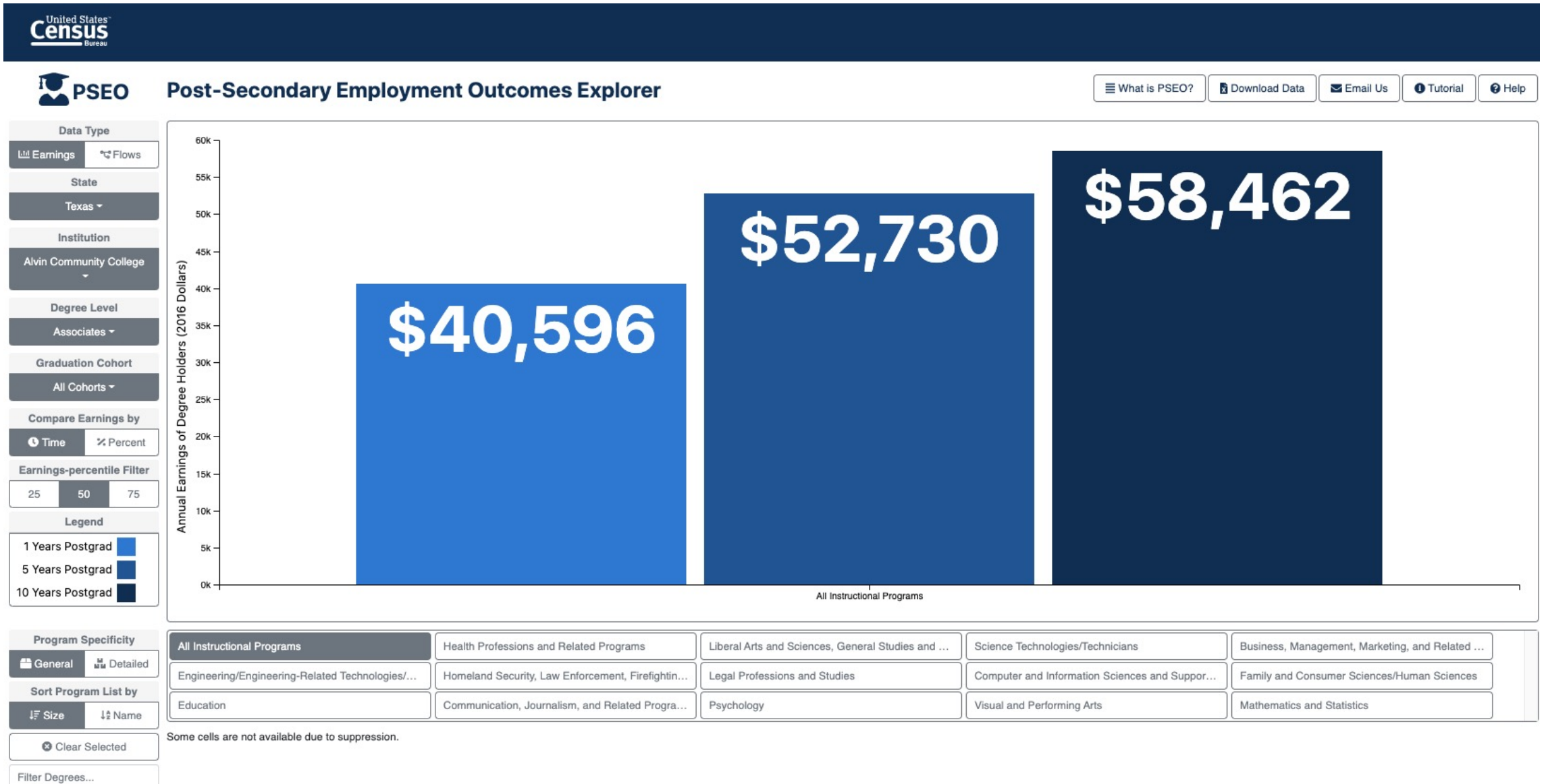


Completions by Program - 2020



Data Source: IPEDS Data Tools
Awards/degrees conferred by program (2020
CIP classification), award level, race/ethnicity,
and gender, 2019-20

Data Tool 3: PSEO Explorer



Data Tool 4: Regional LMI Snapshots



Texas Success Center

Advance Work Goals

- Prepare a disaggregated program enrollment tool for use during team time at the Texas Pathways Institute.
- Provide information to college teams to be able to consider the following questions:
 - What programs are our students currently enrolled in?
 - Is student representation across programs proportionate?
 - Which subgroups of students are underrepresented in higher-opportunity programs?



Advance Work Overview

- **Step 1:** Determine the programs with the highest enrollment as a percent of Fall 2020 enrollment.
 - **Data Source:** Fall 2020 CBM001 Student Report
- **Step 2:** Record **headcount** for each subgroup by program in the Excel workbook.
- **Step 3:** Return completed workbook to the Texas Success Center via the Document Center by October 28, 2021.



We welcome your questions and comments!

Please feel free to contact Kristina Flores at
kflores@tacc.org after the webinar.



Texas Success Center



Texas Success Center

Thank you!