

## Property Taxes at Texas Community Colleges

**Community Colleges Required to Levy Tax.** The Governing Boards of all 50 Texas community college districts are required by state law to levy annual ad valorem taxes for the maintenance and operation of district facilities (M&O taxes). They may also levy taxes to finance repayment of bonds issued for capital projects, like constructing buildings and purchasing land (I&S taxes). Various caps apply to these taxes. State law caps the I&S rate at 50 cents per \$100 of property value and the total tax rate at one dollar per \$100 valuation (*Texas Education Code*, Sec. 130.22). State law also mandates that each district calculate a “rollback rate”, which is the tax rate under which the same properties (*i.e.*, new property is not considered) would produce the same tax revenue plus 8% (under current law). If the assessed tax rate exceeds the rollback rate, the district must hold an election to obtain voter approval.

Forty-eight of 50 Texas community college districts responded to TACC’s FY 2020 Local Revenue Survey. Fiscal Year (FY) 2020 findings are based on survey response data; FY 2019 findings are based on the Texas Higher Education Coordinating Board’s (THECB) tax and revenue databases.<sup>1</sup>

- For FY 20, the average M&O rate is \$.1427 per \$100 valuation
  - For FY 19, the average M&O rate was \$.1541 per \$100 valuation
- For FY 20, the average I&S rate among districts who assessed an I&S tax is \$.0600 per \$100 valuation, with 31 districts assessing the tax (of 48 reporting)
  - For FY 19, the average I&S rate among districts who assessed an I&S tax was \$.02883, with 30 districts assessing the tax
- With 47 districts reporting, the FY 20 total net taxable central district property valuation is \$1.92 trillion, averaging \$40.8 billion per district (the three not reporting are medium and small districts)
  - For the 47 districts reporting, the FY 19 total certified net taxable central district property valuation was \$1.79 trillion, average \$38.1 billion each.
  - The FY 19 total certified net taxable central district property valuation was \$1.80 trillion, average \$35.96 billion each.
- For the 47 reporting districts, the estimated total statewide FY 20 tax levy is \$2.50 billion, averaging \$53.2 million per district.
  - For the 47 districts reporting, the estimated statewide tax levy for FY 19 was \$2.37 billion, average \$47.3 million per district
  - The estimated statewide tax levy for FY 19 was \$2.38 billion, average \$47.6 million per district.

### **Branch Campus Maintenance Tax Districts**

The governing body of a school district that is outside the community college taxing district but within the service area may levy a branch campus maintenance tax, which may not exceed five cents per \$100 valuation (*Education Code* Sec.

---

<sup>1</sup> Publicly available at [http://reports.thecb.state.tx.us/approot/carat/tax\\_info.htm](http://reports.thecb.state.tx.us/approot/carat/tax_info.htm)

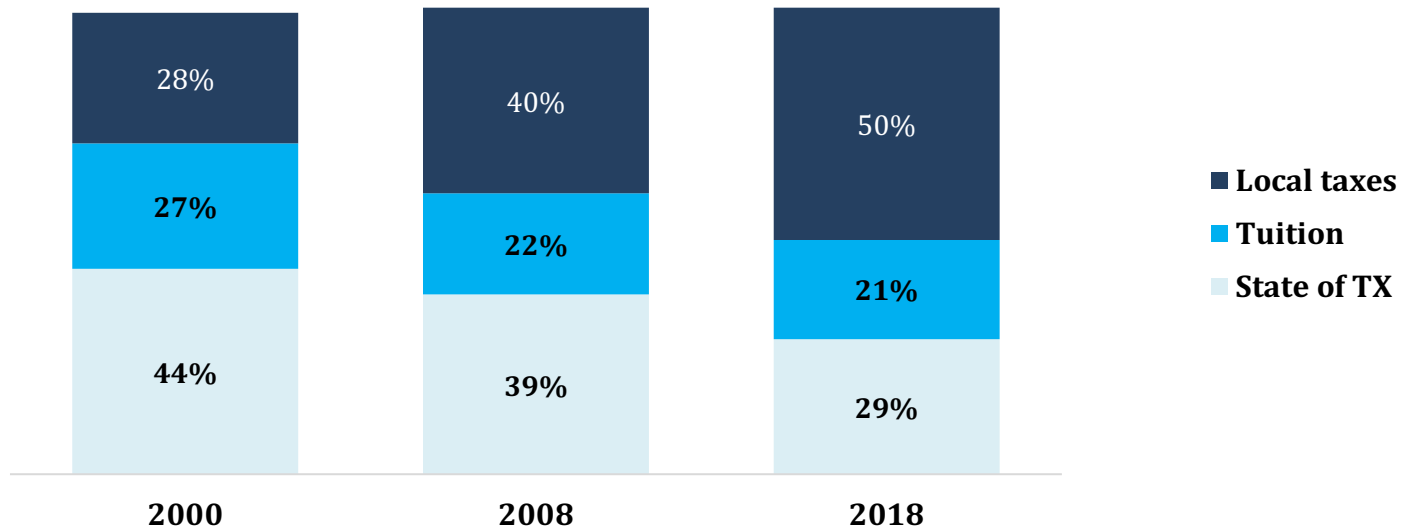
February 24, 2020

130.253). According to the survey results, nine Texas community colleges currently have 18 total Branch Campus Maintenance Districts.

**Summary of Community College Property Taxes, FY 2009-2019**

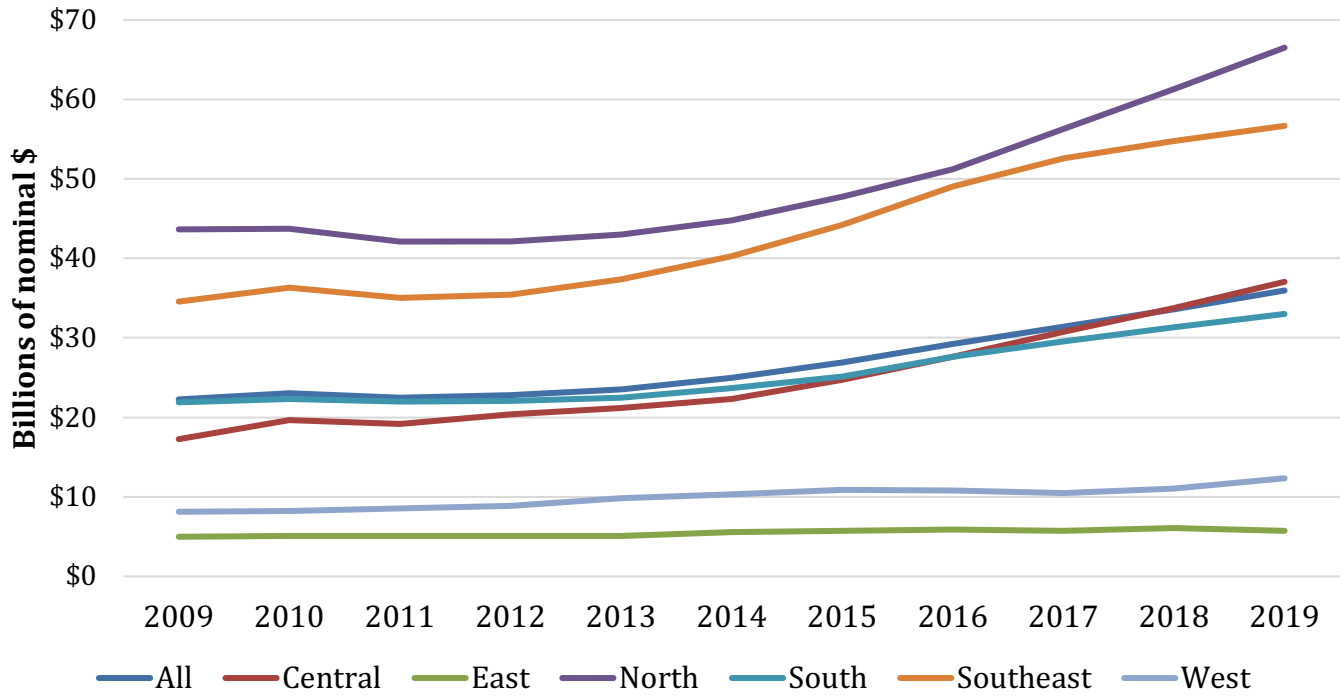
	FY 09	FY 11	FY 13	FY 15	FY 17	FY 19
Avg M&O rate	\$ 0.1335	\$ 0.1495	\$ 0.1381	\$ 0.1454	\$ 0.1737	\$ 0.1541
Avg I&S rate	\$ 0.0322	\$ 0.0525	\$ 0.0378	\$ 0.0377	\$ 0.0388	\$ 0.0288
Avg total rate	\$ 0.1495	\$ 0.1779	\$ 0.1593	\$ 0.1680	\$ 0.1962	\$ 0.1829
Net valuation (billions)	\$ 1,113	\$ 1,122	\$ 1,180	\$ 1,345	\$ 1,572	\$ 1,798
Avg net valuation (millions)	\$ 22,259	\$ 22,439	\$ 23,602	\$ 26,901	\$ 31,436	\$ 35,961
Est. total levy (millions)	\$ 1,314	\$ 1,439	\$ 1,559	\$ 1,801	\$ 2,095	\$ 2,381
Est. avg levy (millions)	\$ 26.28	\$ 28.79	\$ 31.19	\$ 36.02	\$ 41.91	\$ 47.62

**Community College Primary Domestic Revenue Sources, FY 2000-2018**

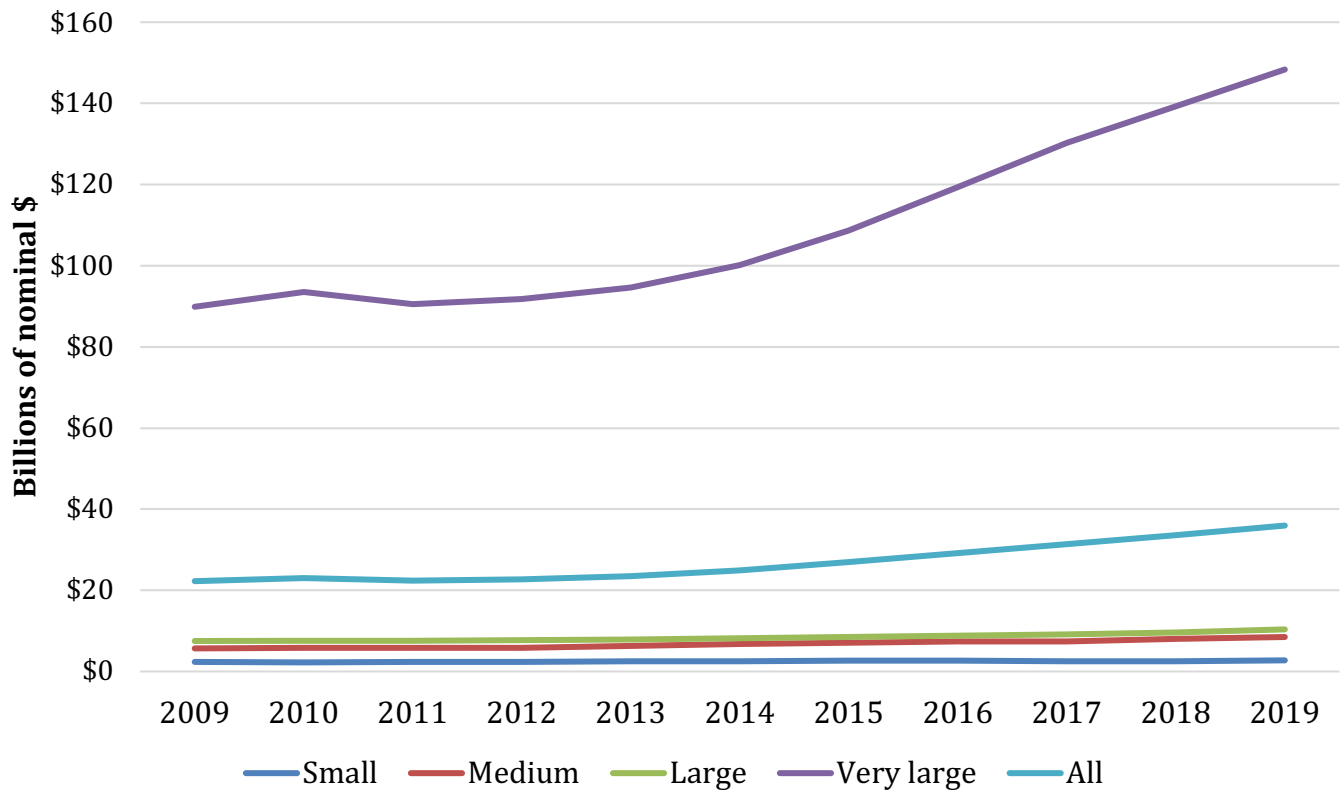


College District	FY 2020 Local Property Taxes				
	Net Taxable Valuation	M&O Rate	I&S Rate	Total Rate	FY 20 Levy Est
Alamo	\$ 171,366,800,868	\$ 0.10776	\$ 0.04139	\$ 0.14915	\$ 255,593,583
Alvin	\$ 11,263,683,753	\$ 0.17144	\$ 0.01442	\$ 0.18586	\$ 20,934,908
Amarillo	\$ 17,730,657,216	\$ 0.16499	\$ 0.06291	\$ 0.22790	\$ 40,408,168
Angelina	\$ 4,718,253,980	\$ 0.14276	\$ 0.02819	\$ 0.17096	\$ 8,066,233
Austin	\$ 237,568,841,892	\$ 0.09000	\$ 0.01490	\$ 0.10490	\$ 249,209,715
Blinn	\$ 3,395,505,902	\$ 0.05600	\$ -	\$ 0.05600	\$ 1,901,483
Brazosport	\$ 9,533,665,135	\$ 0.25340	\$ 0.04678	\$ 0.30018	\$ 28,617,870
Central TX	\$ 10,726,185,518	\$ 0.12790	\$ -	\$ 0.12790	\$ 13,718,791
Cisco	\$ 603,935,405	\$ 0.20000	\$ -	\$ 0.20000	\$ 1,207,871
Clarendon	<i>no response</i>				
Coastal Bend	\$ 1,846,236,442	\$ 0.12636	\$ 0.05051	\$ 0.17687	\$ 3,265,438
College of the M	\$ 12,085,638,929	\$ 0.20425	\$ -	\$ 0.20425	\$ 24,685,401
Collin	\$ 148,379,524,714	\$ 0.07910	\$ 0.00212	\$ 0.08122	\$ 120,516,818
Dallas	\$ 269,683,889,444	\$ 0.10400	\$ 0.02000	\$ 0.12400	\$ 334,408,023
Del Mar	\$ 26,850,961,808	\$ 0.21126	\$ 0.06941	\$ 0.28067	\$ 75,361,252
El Paso	\$ 44,159,315,329	\$ 0.14117	\$ -	\$ 0.14117	\$ 62,338,381
Frank Phillips	\$ 1,290,465,828	\$ 0.22000	\$ 0.50000	\$ 0.72000	\$ 9,291,354
Galveston	\$ 8,274,772,360	\$ 0.17119	\$ -	\$ 0.17119	\$ 14,165,417
Grayson	\$ 11,811,563,560	\$ 0.14068	\$ 0.03107	\$ 0.17175	\$ 20,286,597
Hill	\$ 1,795,137,196	\$ 0.09194	\$ -	\$ 0.09194	\$ 1,650,359
Houston	\$ 211,806,878,420	\$ 0.07783	\$ 0.02243	\$ 0.10026	\$ 212,363,931
Howard	\$ 5,488,355,101	\$ 0.18665	\$ 0.02399	\$ 0.21064	\$ 11,560,507
Kilgore	<i>no response</i>				
Laredo	\$ 14,740,026,158	\$ 0.25507	\$ 0.07358	\$ 0.32864	\$ 48,442,064
Lee	\$ 15,559,650,312	\$ 0.20710	\$ 0.02300	\$ 0.23010	\$ 35,802,755
Lone Star	\$ 201,532,147,596	\$ 0.08000	\$ 0.02780	\$ 0.10780	\$ 217,251,655
McLennan	\$ 19,096,614,413	\$ 0.11729	\$ 0.03041	\$ 0.14770	\$ 28,204,936
Midland	\$ 36,632,531,925	\$ 0.08365	\$ 0.00756	\$ 0.09121	\$ 33,412,532
Navarro	\$ 4,016,198,688	\$ 0.11640	\$ -	\$ 0.11640	\$ 4,674,855
North Central TX	\$ 4,137,148,904	\$ 0.07570	\$ 0.02560	\$ 0.10130	\$ 4,190,932
Northeast TX	\$ 4,197,251,337	\$ 0.04795	\$ 0.08205	\$ 0.13000	\$ 5,456,427
Odessa	\$ 15,495,738,680	\$ 0.15923	\$ 0.02756	\$ 0.18679	\$ 28,944,490
Panola	\$ 3,973,663,885	\$ 0.19876	\$ 0.05236	\$ 0.25112	\$ 9,978,665
Paris	\$ 3,181,156,462	\$ 0.08450	\$ -	\$ 0.08450	\$ 2,688,077
Ranger	\$ 166,237,760	\$ 0.01403	\$ 0.36094	\$ 0.37498	\$ 623,355
San Jacinto	\$ 61,520,000,000	\$ 0.11725	\$ 0.06092	\$ 0.17817	\$ 109,609,569
South Plains	\$ 2,941,784,159	\$ 0.39270	\$ -	\$ 0.39270	\$ 11,552,475
South TX	\$ 40,256,755,406	\$ 0.14000	\$ 0.03330	\$ 0.17330	\$ 69,764,957
Southwest TX	\$ 3,485,087,915	\$ 0.16140	\$ -	\$ 0.16140	\$ 5,624,932
Tarrant	\$ 201,498,689,997	\$ 0.13017	\$ -	\$ 0.13017	\$ 262,290,845
Temple	\$ 5,398,631,380	\$ 0.13950	\$ 0.04910	\$ 0.18860	\$ 10,181,819
Texarkana	\$ 5,830,333,051	\$ 0.12308	\$ -	\$ 0.12308	\$ 7,176,032
Trinity Valley	\$ 13,771,801,467	\$ 0.11829	\$ 0.04412	\$ 0.16241	\$ 22,366,370
TX Southmost	\$ 11,834,119,027	\$ 0.13854	\$ -	\$ 0.13854	\$ 16,394,989
Tyler	\$ 12,181,480,024	\$ 0.15800	\$ 0.04193	\$ 0.19993	\$ 24,353,946
Vernon	\$ 1,217,230,662	\$ 0.22106	\$ -	\$ 0.22106	\$ 2,690,749
Victoria	\$ 7,287,331,319	\$ 0.18220	\$ 0.03840	\$ 0.22060	\$ 16,075,853
Weatherford	\$ 14,725,826,274	\$ 0.11022	\$ 0.00473	\$ 0.11495	\$ 16,927,337
Western TX	\$ 3,194,876,918	\$ 0.26550	\$ -	\$ 0.26550	\$ 8,482,398
Wharton	<i>no response</i>	\$ 0.13934	\$ -	\$ 0.13934	
<b>Total</b>	<b>\$ 1,918,252,582,519</b>	<b>\$ 0.14678</b>	<b>\$ 0.06166</b>	<b>\$ 0.18661</b>	<b>\$2,512,715,113</b>
		<b>State average</b>			
*Central districts only; does not include Branch Campus Maintenance Districts					

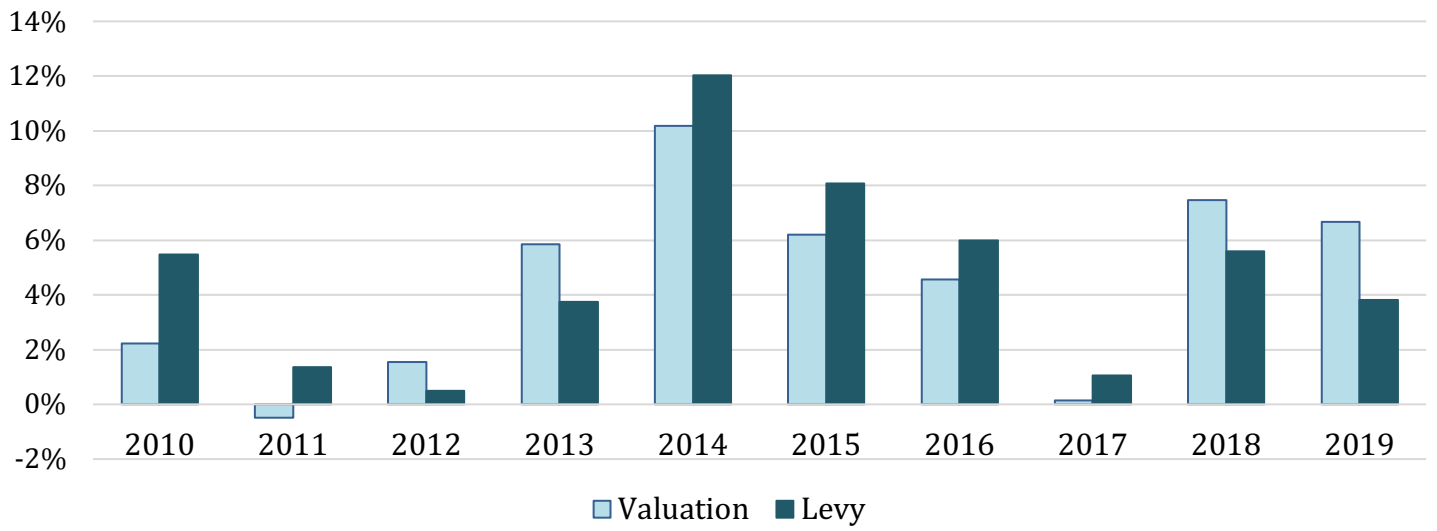
Average Net Taxable Valuation of TX Community Colleges by Region and Year



Average Net Taxable Valuation of TX Community College Taxing Districts, by Size Group and Year



### Annual Percent Change in TX Community College Property Tax Valuations and Estimated Tax Levies, FY 2010 to FY 2019



## Property Taxes at Texas Community Colleges

**Community Colleges Required to Levy Tax.** The Governing Boards of all 50 Texas community college districts are required by state law to levy annual ad valorem taxes for the maintenance and operation of district facilities (M&O taxes). They may also levy taxes to finance repayment of bonds issued for capital projects, like constructing buildings and purchasing land (I&S taxes). Various caps apply to these taxes. State law caps the I&S rate at 50 cents per \$100 of property value and the total tax rate at one dollar per \$100 valuation (*Texas Education Code*, Sec. 130.22). State law also mandates that each district calculate a “rollback rate”, which is the tax rate under which the same property would produce the same tax revenue plus 8% (under current law). If the assessed tax rate exceeds the rollback rate, the district must hold an election to obtain voter approval.

Forty-nine of 50 Texas community college districts responded to TACC’s FY 2019 Local Revenue Survey. Fiscal Year (FY) 2019 findings are based on survey response data; FY 2018 findings are based on the Texas Higher Education Coordinating Board’s (THECB) tax and revenue databases.<sup>1</sup>

- For FY 2019, the average M&O rate is \$.1543 per \$100 valuation
  - For FY 2018, the average M&O rate was \$.16 per \$100 valuation
- For FY 2019, the average I&S rate among districts who assessed an I&S tax is \$.0640 per \$100 valuation, with 30 districts assessing the tax
  - For FY 2018, the average I&S rate among districts who assessed and I&S tax was \$.0446, also with 30 districts assessing the tax
- With 49 districts reporting, the FY 2019 total net taxable central district property valuation is \$1.79 trillion, averaging \$35.8 billion per district
  - The FY 2018 total certified net taxable central district property valuation was \$1.68 trillion, average \$33.57 billion each.
- The estimated total statewide tax levy for FY 2019 is \$2.37 billion, averaging \$48.4 million per district.
  - The estimated statewide tax levy for FY 2018 was \$2.23 billion, average \$44.7 million per district.

### **Branch Campus Maintenance Tax Districts**

The governing body of a school district that is outside the community college taxing district but within the service area may levy a branch campus maintenance tax, which may not exceed five cents per \$100 valuation (*Education Code* Sec.

---

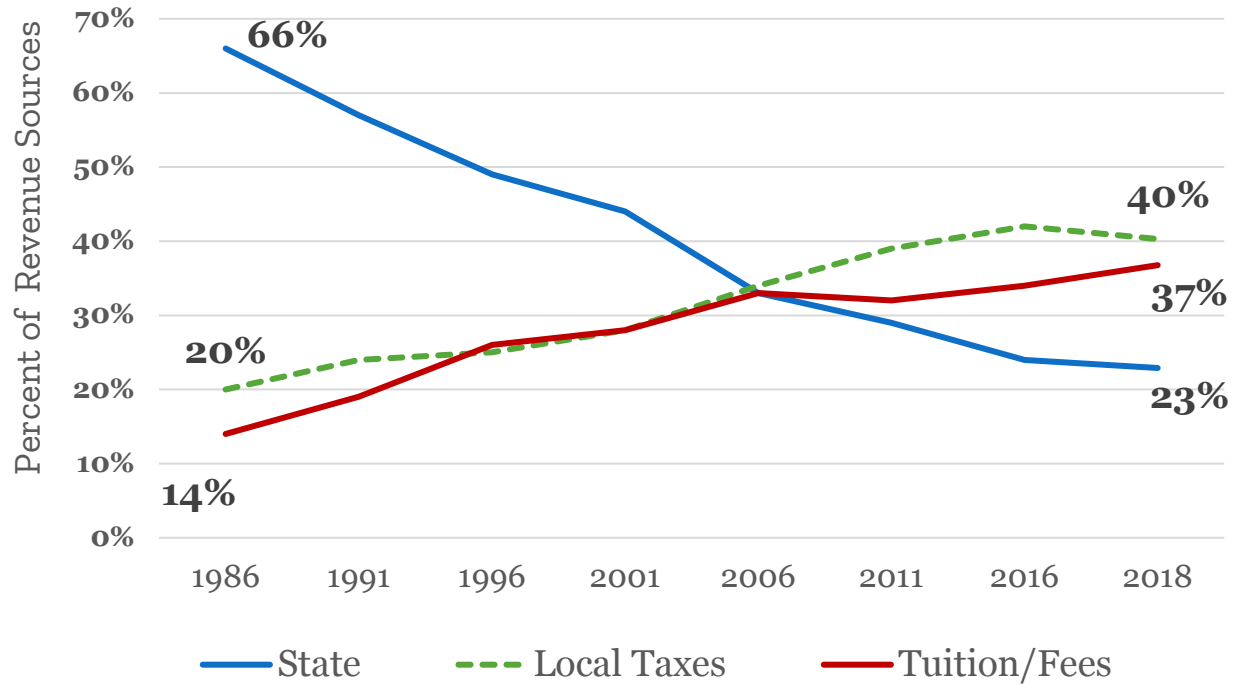
<sup>1</sup> Publicly available at <http://www.thecb.state.tx.us/index.cfm?objectid=95480720-329D-11E8-BC500050560100A9>

130.253). According to the survey results, 9 Texas community colleges currently have Branch Campus Maintenance Districts.

**Summary of Community College Property Taxes, FY 2009-2019**

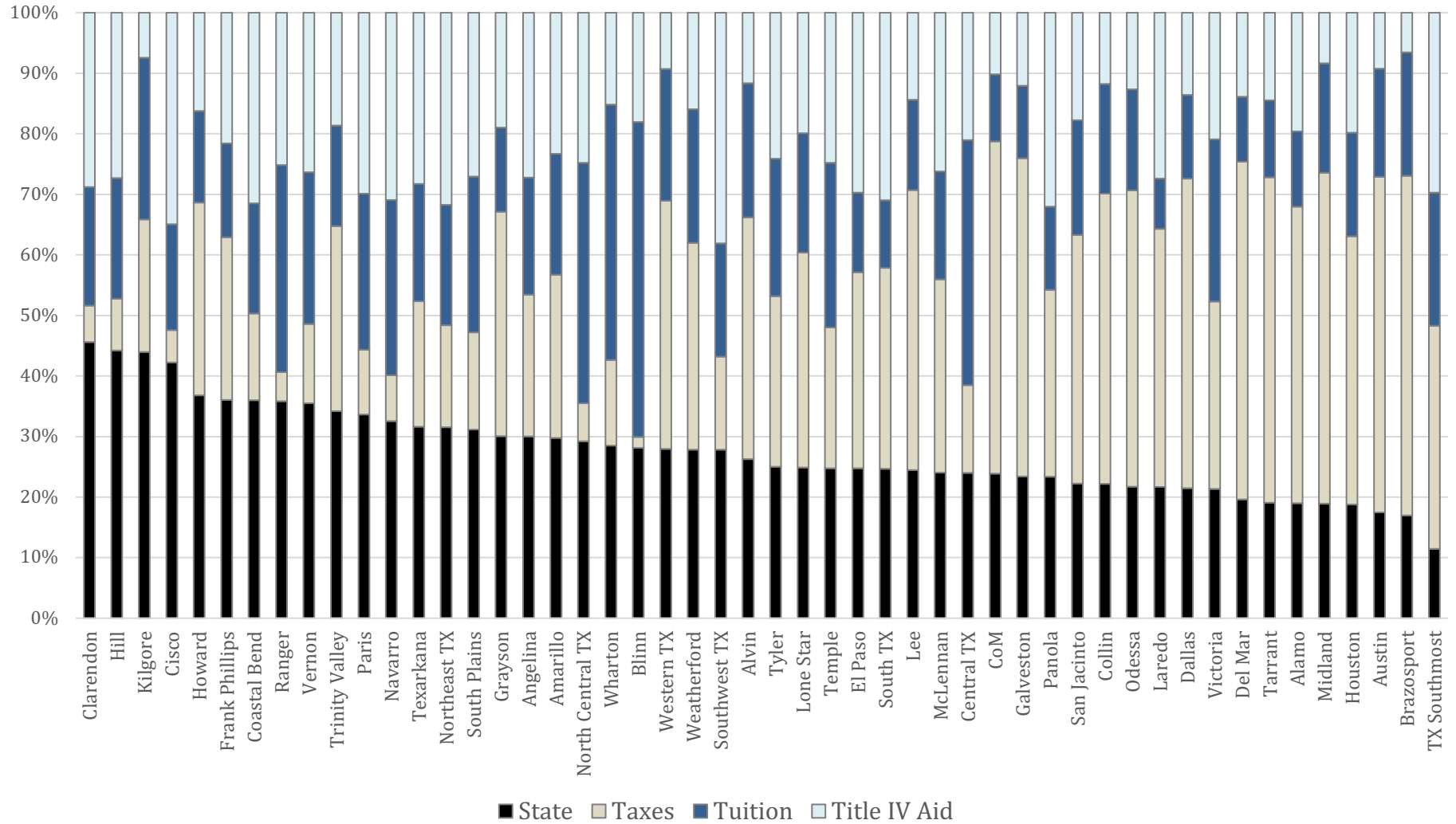
	FY 09	FY 11	FY 13	FY 15	FY 17	FY 19
Avg M&O rate	\$ 0.1335	\$ 0.1495	\$ 0.1381	\$ 0.1454	\$ 0.1737	\$ 0.1543
Avg I&S rate	\$ 0.0322	\$ 0.0525	\$ 0.0378	\$ 0.0377	\$ 0.0388	\$ 0.0640
Avg total rate	\$ 0.1495	\$ 0.1779	\$ 0.1593	\$ 0.1680	\$ 0.1962	\$ 0.1932
Total valuation (billions)	\$ 1,113	\$ 1,122	\$ 1,180	\$ 1,345	\$ 1,572	\$ 1,787
Avg valuation (millions)	\$ 22,259	\$ 22,439	\$ 23,602	\$ 26,901	\$ 31,436	\$ 35,772
Est. total levy (millions)	\$ 1,314	\$ 1,439	\$ 1,559	\$ 1,801	\$ 2,095	\$ 2,373
Est. avg levy (millions)	\$ 26.28	\$ 28.79	\$ 31.19	\$ 36.02	\$ 41.91	\$ 48.43

**Composition of Primary Community College Revenue by Source, 1986-2018**





## Relative Composition of FY 2018 Primary Operating Revenue at Texas Community Colleges, by Source

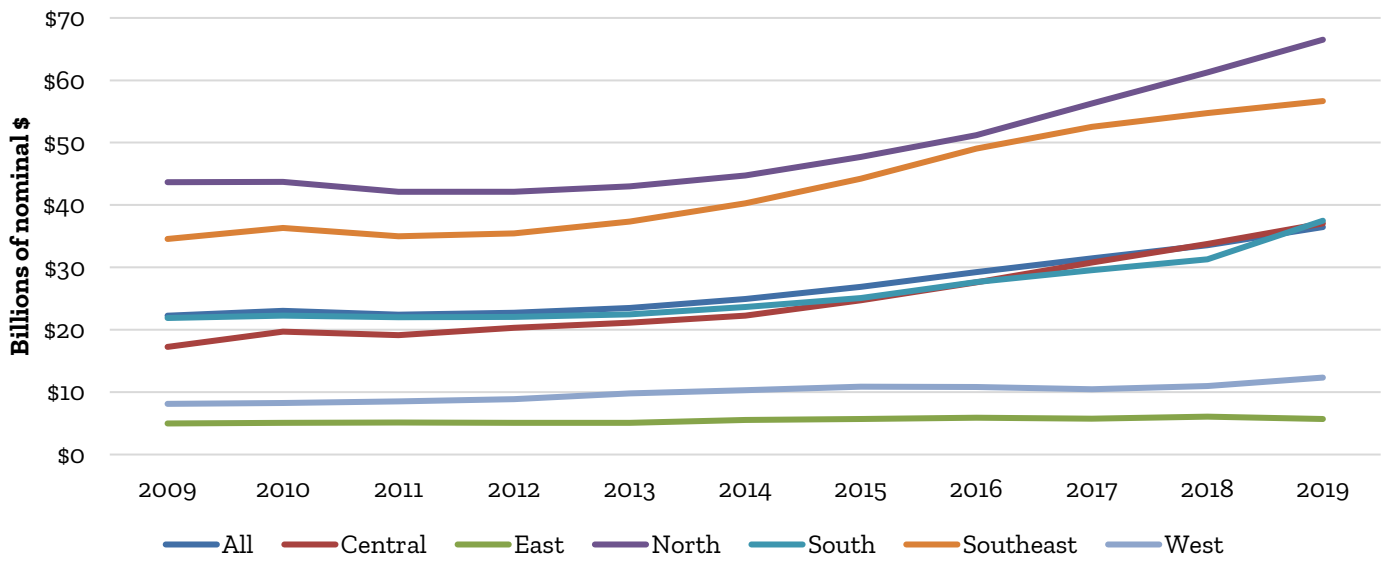


Statewide, legislative appropriations account for 23% of community college's primary operating revenues, local taxes account for 40%, and tuition (including Title IV) accounts for about 37%.

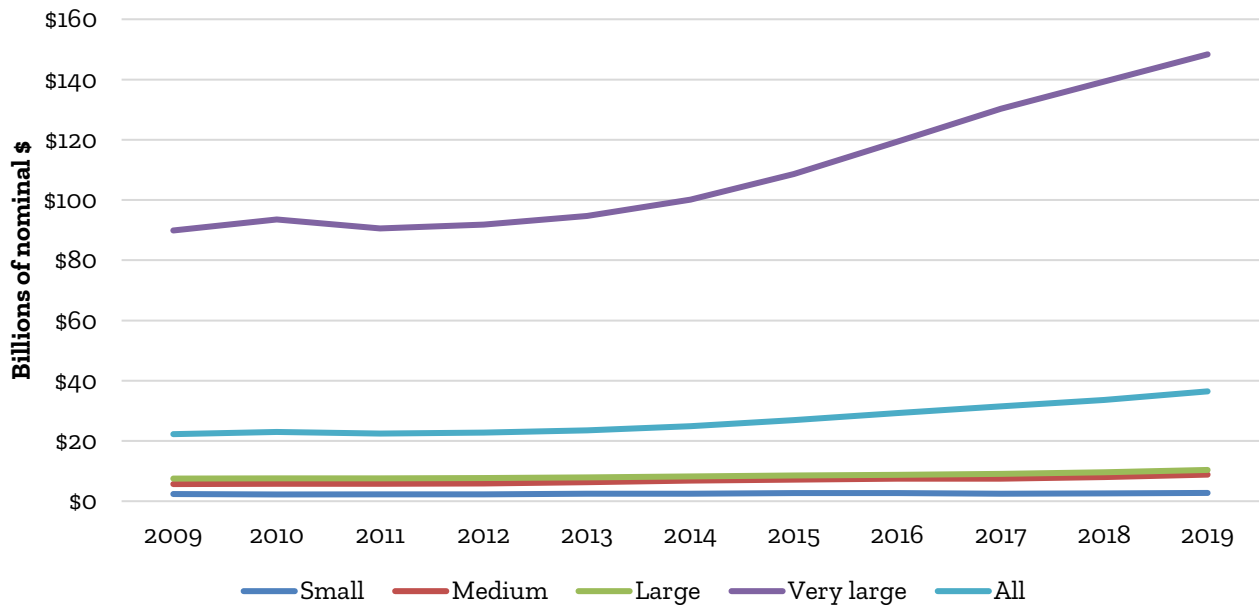
College District	FY 2019 Local Property Taxes				
	Net Taxable Valuation	M&O Rate	I&S Rate	Total Rate	FY 19 Levy Est
Alamo	\$ 160,621,975,039	\$ 0.10776	\$ 0.04139	\$ 0.14915	\$ 239,567,676
Alvin	\$ 10,020,331,054	\$ 0.17180	\$ 0.01597	\$ 0.18778	\$ 18,815,677
Amarillo	\$ 17,006,312,916	\$ 0.16499	\$ 0.04251	\$ 0.20750	\$ 35,288,099
Angelina	\$ 4,378,157,985	\$ 0.14157	\$ 0.03943	\$ 0.18099	\$ 7,924,116
Austin	\$ 218,437,990,429	\$ 0.09000	\$ 0.01480	\$ 0.10480	\$ 228,923,014
Blinn	\$ 3,585,802,971	\$ 0.06010	\$ -	\$ 0.06010	\$ 2,155,068
Brazosport	\$ 9,325,856,432	\$ 0.25070	\$ 0.04780	\$ 0.29850	\$ 27,837,681
Central TX	\$ 9,810,673,557	\$ 0.13860	\$ -	\$ 0.13860	\$ 13,597,594
Cisco	\$ 568,481,570	\$ 0.20000	\$ -	\$ 0.20000	\$ 1,136,963
Clarendon	\$ 231,347,592	\$ 0.25115	\$ -	\$ 0.25115	\$ 581,027
Coastal Bend					
Collin	\$ 11,170,021,940	\$ 0.21276	\$ -	\$ 0.21276	\$ 23,764,780
CoM	\$ 138,138,232,532	\$ 0.07819	\$ 0.00303	\$ 0.08122	\$ 112,198,635
Dallas	\$ 250,711,265,787	\$ 0.10400	\$ 0.02000	\$ 0.12400	\$ 310,881,970
Del Mar	\$ 27,314,695,623	\$ 0.20969	\$ 0.07219	\$ 0.28189	\$ 76,996,030
El Paso	\$ 43,068,830,818	\$ 0.14027	\$ -	\$ 0.14027	\$ 60,413,941
Frank Phillips	\$ 1,122,134,030	\$ 0.22000	\$ 0.05000	\$ 0.27000	\$ 3,029,762
Galveston	\$ 7,933,306,784	\$ 0.17519	\$ -	\$ 0.17519	\$ 13,898,360
Grayson	\$ 10,471,485,127	\$ 0.14239	\$ 0.03494	\$ 0.17733	\$ 18,569,503
Hill	\$ 1,728,106,984	\$ 0.09413	\$ -	\$ 0.09413	\$ 1,626,702
Houston	\$ 203,020,604,127	\$ 0.07675	\$ 0.02351	\$ 0.10026	\$ 203,554,548
Howard	\$ 4,323,340,523	\$ 0.20015	\$ 0.03216	\$ 0.23232	\$ 10,043,812
Kilgore	\$ 3,791,384,027	\$ 0.17500	\$ -	\$ 0.17500	\$ 6,634,922
Laredo	\$ 14,103,401,890	\$ 0.25507	\$ 0.07204	\$ 0.32710	\$ 46,132,651
Lee	\$ 13,600,763,264	\$ 0.22410	\$ 0.02600	\$ 0.25010	\$ 34,015,509
Lone Star	\$ 195,422,496,226	\$ 0.08000	\$ 0.02780	\$ 0.10780	\$ 210,665,451
McLennan	\$ 17,483,708,634	\$ 0.11543	\$ 0.03227	\$ 0.14770	\$ 25,822,738
Midland	\$ 26,119,861,773	\$ 0.10436	\$ 0.01036	\$ 0.11472	\$ 29,964,967
Navarro	\$ 3,451,642,014	\$ 0.12180	\$ -	\$ 0.12180	\$ 4,204,100
North Central TX	\$ 3,833,612,176	\$ 0.08080	\$ 0.02940	\$ 0.11020	\$ 4,224,641
Northeast TX	\$ 3,921,894,034	\$ 0.07864	\$ 0.05136	\$ 0.13000	\$ 5,098,462
Odessa	\$ 13,894,189,122	\$ 0.16965	\$ 0.03001	\$ 0.19966	\$ 27,741,138
Panola	\$ 3,303,442,240	\$ 0.20564	\$ 0.06475	\$ 0.27039	\$ 8,932,177
Paris	\$ 3,412,103,800	\$ 0.08500	\$ -	\$ 0.08500	\$ 2,900,288
Ranger	\$ 157,006,610	\$ 0.01393	\$ 0.37959	\$ 0.39351	\$ 617,841
San Jacinto	\$ 54,820,133,798	\$ 0.12721	\$ 0.05212	\$ 0.17933	\$ 98,308,398
South Plains	\$ 2,708,018,313	\$ 0.39573	\$ -	\$ 0.39573	\$ 10,716,468
South TX	\$ 38,379,413,533	\$ 0.14000	\$ 0.03800	\$ 0.17800	\$ 68,315,356
Southwest TX	\$ 3,415,285,245	\$ 0.16520	\$ -	\$ 0.16520	\$ 5,642,051
Tarrant	\$ 180,908,726,158	\$ 0.13607	\$ -	\$ 0.13607	\$ 246,162,504
Temple	\$ 4,865,631,900	\$ 0.14341	\$ 0.05454	\$ 0.19795	\$ 9,631,518
Texarkana	\$ 5,597,670,610	\$ 0.11812	\$ -	\$ 0.11812	\$ 6,611,689
Trinity Valley	\$ 11,694,950,405	\$ 0.11525	\$ 0.04716	\$ 0.16241	\$ 18,993,418
TX Southmost	\$ 9,530,717,299	\$ 0.13854	\$ -	\$ 0.13854	\$ 13,203,856
Tyler	\$ 11,568,762,446	\$ 0.15800	\$ 0.04193	\$ 0.19993	\$ 23,128,964
Vernon	\$ 1,160,823,220	\$ 0.23147	\$ -	\$ 0.23147	\$ 2,686,946
Victoria	\$ 6,871,925,964	\$ 0.18280	\$ 0.04070	\$ 0.22350	\$ 15,358,755
Weatherford	\$ 12,627,041,048	\$ 0.11399	\$ 0.00548	\$ 0.11947	\$ 15,085,526
Western TX	\$ 2,564,734,073	\$ 0.31120	\$ -	\$ 0.31120	\$ 7,981,452
Wharton	\$ 4,720,945,935	\$ 0.14346	\$ -	\$ 0.14346	\$ 6,772,669
<b>Total</b>	<b>\$ 1,786,919,239,577</b>	<b>\$ 0.15429</b>	<b>\$ 0.02941</b>	<b>\$ 0.18370</b>	<b>\$ 2,366,359,412</b>
		<i>State average</i>			

\*Central districts only; does not include Branch Campus Maintenance Districts

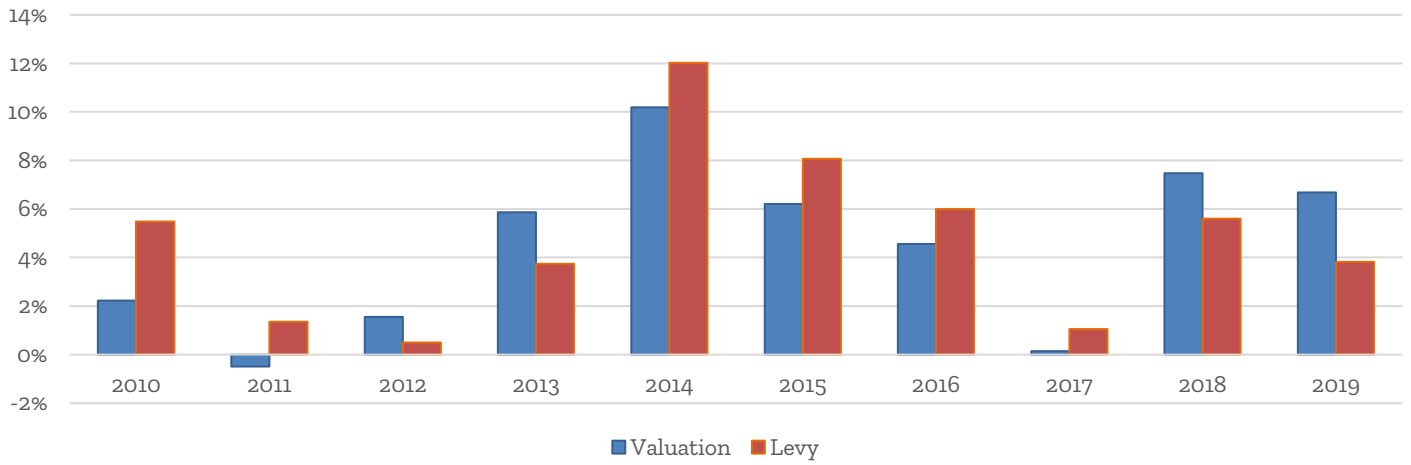
### Average Net Taxable Valuation of TX Community Colleges by Region and Year



### Average Net Taxable Valuation of TX Community Colleges, by Size Group and Year



## Annual Percent Change in TX Community College Property Tax Valuations and Estimated Tax Levies, FY 2009-10 to FY 2018-19



**Fiscal Year 2018 Tax and Valuation**  
Texas Community Colleges

College	Valuation	M&O Rate	Debt Rate	Total Rate	Est FY 2018 Levy*
Alamo	146,053,800,746	0.107760	0.041390	0.149150	217,839,244
Alvin	9,370,102,333	0.1636080	0.017142	0.1807500	16,936,460
Amarillo	12,914,679,011	0.156190	0.051310	0.20750	26,797,959
<i>Maintenance Tax Districts</i>	<i>3,620,538,743</i>	<i>0.05</i>		<i>0.05</i>	<i>1,810,269</i>
Angelina	4,120,465,247	0.1397120	0.041280	0.1809920	7,457,712
Austin	197,942,073,469	0.090	0.01080	0.10080	199,525,610
Blinn	2,649,771,965	0.06010		0.06010	1,592,513
Brazosport	7,513,900,186	0.2509340	0.0523150	0.3032490	22,785,827
Central Texas	9,759,935,669	0.13990		0.13990	13,654,150
Cisco	452,820,120	0.2000		0.2000	905,640
Clarendon	221,999,746	0.2511490		0.2511490	557,550
<i>Maintenance Tax District</i>	<i>1,575,048,717</i>	<i>0.050</i>		<i>0.050</i>	<i>787,524</i>
Coastal Bend	1,484,978,244	0.142230	0.053470	0.19570	2,906,102
College of the Mainland	10,505,593,484	0.2167910		0.2167910	22,775,181
Collin	125,262,578,238	0.0771180	0.0026920	0.079810	99,972,064
Dallas	228,748,604,264	0.1040	0.0202380	0.1242380	284,192,691
Del Mar	26,119,893,084	0.20570	0.0534630	0.2591630	67,693,099
El Paso	41,101,169,398	0.1416380		0.1416380	58,214,874
Frank Phillips	1,116,132,040	0.220		0.220	2,455,490
<i>Maintenance Tax District</i>	<i>-</i>	<i>.035 to 037</i>		<i>.035 to 037</i>	<i>-</i>
Galveston	7,614,870,215	0.16661880		0.16661880	12,687,805
Grayson	9,569,767,740	0.140340	0.040860	0.18120	17,340,419
Hill	1,644,854,398	0.0901830		0.0901830	1,483,379
<i>Maintenance Tax Districts</i>	<i>-</i>	<i>0.0000000</i>		<i>0.0000000</i>	<i>-</i>
Houston	200,293,148,122	0.0766520	0.0236110	0.1002630	200,819,919
Howard	2,944,420,049	0.2658310	0.0484540	0.3142850	9,253,871
Kilgore	3,645,512,324	0.1750		0.1750	6,379,647
Laredo	13,249,895,497	0.2550670	0.0829840	0.3380510	44,791,404
Lee	11,576,432,163	0.22050	0.02990	0.25040	28,987,386
Lone Star	170,234,835,237	0.08000	0.02780	0.10780	183,513,152
McLennan	15,990,719,672	0.1150410	0.0353050	0.1503460	24,041,407
Midland	22,851,982,723	0.113080	0.012170	0.125250	28,622,108
<i>Maintenance Tax District</i>	<i>2,562,170,000</i>	<i>0.0350</i>		<i>0.0350</i>	<i>896,760</i>
Navarro	3,233,006,446	0.12180		0.12180	3,937,802
North Central Texas	3,353,426,465	0.0870	0.03420	0.12120	4,064,353
<i>Maintenance Tax District</i>	<i>818,504,828</i>	<i>0.050</i>		<i>0.050</i>	<i>409,252</i>
Northeast Texas	4,035,378,995	0.053170	0.076830	0.130	5,245,993
Odessa	12,908,617,052	0.169650	0.036770	0.206420	26,645,967
Panola	3,326,188,520	0.193870	0.063130	0.2570	8,548,304
Paris	3,322,980,381	0.0850		0.0850	2,824,533
Ranger	129,876,847	0.2236060		0.2236060	290,412
San Jacinto	52,400,000,000	0.1288280	0.0545070	0.1833350	96,067,540
South Plains	2,540,327,169	0.3957310		0.3957310	10,052,862
South Texas	36,595,441,049	0.140	0.0450	0.1850	67,701,566
Southwest Texas	2,994,836,070	0.16520		0.16520	4,947,469
Tarrant	163,247,293,925	0.140060		0.140060	228,644,160
Temple	4,608,681,213	0.14670	0.0580	0.20470	9,433,970
<i>Maintenance Tax District</i>	<i>2,967,301,244</i>	<i>0.0456520</i>		<i>0.0456520</i>	<i>1,354,632</i>
Texarkana	5,407,780,085	0.1181150		0.1181150	6,387,399
Texas Southmost	12,251,143,955	0.119310	0.0430970	0.1624070	19,896,715
Trinity Valley	8,898,568,839	0.138540		0.138540	12,328,077
<i>Maintenance Tax District</i>	<i>1,036,253,236</i>	<i>0.05</i>		<i>0.05</i>	<i>518,127</i>
Tyler	10,889,231,782	0.154160	0.0457660	0.1999260	21,770,406
Vernon	1,157,018,340	0.2323670		0.2323670	2,688,529
Victoria	6,976,216,512	0.17690	0.04010	0.2170	15,138,390
Weatherford	11,823,555,583	0.113670	0.005810	0.119480	14,126,784
<i>Maintenance Tax District</i>	<i>6,484,243,812</i>	<i>0.04615</i>		<i>0.04615</i>	<i>2,992,349</i>
Western Texas	2,412,554,600	0.3300		0.3300	7,961,430
Wharton	4,463,622,876	0.13550		0.1355	6,048,209
<b>Total Valuation &amp; Levy</b>	<b>1,660,994,742,668</b>				<b>2,187,702,451</b>
<b>Average Rates</b>		<b>0.15868640</b>	<b>0.02296788</b>	<b>0.18165428</b>	

# of colleges responding	50
--------------------------	----

\*The levy for some districts is less than the valuation multiplied by the total tax rate (/100) because the districts have a mandatory freeze on tax rates for some citizens.

Note: The Tax and Valuation Survey conducted by TACC is a projection of the ad valorem tax revenue for each public community college district; not the actual amount collected by the district.

**Fiscal Year 2017 Tax and Valuation**  
Texas Public Community Colleges

College	Valuation	M&O Rate	Debt Rate	Total Rate	Est FY 2017 Levy*
Alamo	138,527,768,829	0.107760	0.041390	0.149150	206,614,167
Alvin	8,494,229,743	0.1728480	0.018896	0.1917440	16,287,176
Amarillo	12,183,529,834	0.166690	0.040810	0.20750	25,280,824
<i>Maintenance Tax Districts</i>	<i>3,559,945,382</i>	<i>0.05</i>		<i>0.05</i>	<i>1,779,973</i>
Angelina	4,044,056,554	0.134959	0.044203	0.17916	7,245,413
Austin	178,143,133,133	0.090	0.01200	0.10200	181,705,996
Blinn	2,656,814,047	0.06010		0.06010	1,596,745
Brazosport	8,045,133,913	0.2289000	0.0515000	0.280400	22,558,555
Central Texas	8,377,163,978	0.13660		0.13660	11,443,206
Cisco	554,704,610	0.151500		0.151500	840,377
Clarendon	224,502,215	0.23068		0.23068	517,875
<i>Maintenance Tax District</i>	<i>1,961,292,792</i>	<i>0.050</i>		<i>0.050</i>	<i>980,646</i>
Coastal Bend	1,702,222,474	0.144940	0.040300	0.185240	3,153,197
College of the Mainland	9,026,686,998	0.2083760		0.2083760	18,809,449
Collin	110,609,710,642	0.0781740	0.0030480	0.081222	89,839,419
Dallas	216,527,976,991	0.1040	0.018933	0.1229330	266,184,338
Del Mar	25,142,989,526	0.1947180	0.0514410	0.2461590	61,891,732
El Paso	40,206,091,003	0.1349090		0.1349090	54,241,635
Frank Phillips	1,048,440,840	0.220	0.05	0.270	2,830,790
<i>Maintenance Tax District</i>	<i>1,449,945,145</i>	<i>0.034180</i>		<i>0.034180</i>	<i>495,591</i>
Galveston	7,200,182,909	0.170250		0.170250	12,258,311
Grayson	8,886,228,053	0.136120	0.045180	0.18130	16,110,731
Hill	1,545,606,166	0.0931320		0.0931320	1,439,454
<i>Maintenance Tax Districts</i>	<i>7,566,362,620</i>	<i>.022 to .05</i>		<i>.022 to .05</i>	<i>3,523,645</i>
Houston	193,339,074,426	0.0752770	0.0249860	0.1002630	193,847,556
Howard	2,799,791,286	0.2631630	0.0530000	0.316163	8,851,904
Kilgore	3,633,150,914	0.1750		0.1750	6,358,014
Laredo	12,461,008,783	0.2550670	0.0879330	0.3430000	42,741,260
Lee	10,485,203,606	0.21320	0.03210	0.24530	25,720,204
Lone Star	175,735,431,000	0.08000	0.02780	0.10780	189,442,795
McLennan	15,213,343,279	0.1121020	0.0367960	0.1488980	22,652,364
Midland	20,276,126,184	0.123460	0.013650	0.137110	27,800,597
<i>Maintenance Tax District</i>	<i>2,169,850,000</i>	<i>0.0400</i>		<i>0.0400</i>	<i>867,940</i>
Navarro	3,046,069,327	0.11830		0.11830	3,603,500
North Central Texas	3,360,164,545	0.08810	0.03380	0.12190	4,096,041
<i>Maintenance Tax District</i>	<i>816,324,390</i>	<i>0.050</i>		<i>0.05</i>	<i>408,162</i>
Northeast Texas	4,013,768,218	0.07993	0.05007	0.130	5,217,899
Odessa	12,569,829,844	0.16667	0.03798	0.20465	25,724,157
Panola	3,534,186,110	0.183950	0.059390	0.243340	8,600,088
Paris	1,672,223,786	0.17730		0.17730	2,964,853
Ranger	132,282,500	0.2453060		0.2453060	324,497
San Jacinto	50,600,000,000	0.1291940	0.0531850	0.1823790	92,283,774
South Plains	2,328,343,423	0.400000		0.400000	9,313,374
South Texas	36,009,291,186	0.140	0.0450	0.1850	66,617,189
Southwest Texas	3,146,860,016	0.160		0.160	5,034,976
Tarrant	143,670,377,088	0.14473		0.14473	207,934,137
Temple	4,443,929,258	0.14540	0.06030	0.20570	9,141,162
<i>Maintenance Tax District</i>	<i>2,388,852,797</i>	<i>0.0456520</i>		<i>0.0456520</i>	<i>1,090,559</i>
Texarkana	5,303,304,920	0.1107180		0.1107180	5,871,713
Texas Southmost	12,119,257,541	0.1128920	0.0453320	0.1582240	19,175,574
Trinity Valley	8,339,682,602	0.135670		0.135670	11,314,447
<i>Maintenance Tax District</i>	<i>1,054,019,716</i>	<i>0.05</i>		<i>0.05</i>	<i>527,010</i>
Tyler	10,749,543,215	0.1492980	0.0506280	0.1999260	21,491,132
Vernon	1,173,174,390	0.230		0.230	2,694,218
Victoria	6,530,678,560	0.16630	0.04020	0.20650	13,485,851
Weatherford	10,534,045,186	0.113760	0.006430	0.120190	12,660,869
<i>Maintenance Tax District</i>	<i>6,261,880,840</i>	<i>0.04615</i>		<i>0.04615</i>	<i>2,889,733</i>
Western Texas	2,426,174,268	0.33000		0.33000	8,006,375
Wharton	4,236,448,281	0.137060		0.137060	5,806,476
<b>Total Valuation &amp; Levy</b>	<b>1,574,258,409,882</b>				<b>2,072,189,648</b>
<b>Average Rates</b>		<b>0.15852304</b>	<b>0.02352562</b>	<b>0.18204866</b>	

# of colleges responding	50
--------------------------	----

\*The levy for some districts is less than the valuation multiplied by the total tax rate (/100) because the districts have a mandatory freeze on tax rates for some citizens.

Note: The Tax and Valuation Survey conducted by TACC is a projection of the ad valorem tax revenue for each public community college district; not the actual amount collected by the district.

**Fiscal Year 2016 Tax and Valuation**  
Texas Public Community Colleges

College	Valuation	M&O Rate	Debt Rate	Total Rate	FY 2016 Levy*
Alamo	125,284,291,616	0.10530	0.043850	0.149150	186,861,521
Alvin	7,631,292,966	0.1829790	0.021030	0.2040090	15,568,524
Amarillo	11,652,419,468	0.163690	0.043810	0.20750	23,391,376
<i>Maintenance Tax Districts</i>	<i>3,835,150,026</i>	<i>0.05</i>		<i>0.05</i>	<i>1,917,760</i>
Angelina	4,077,224,715	0.127440	0.044460	0.17190	7,008,749
Austin	158,592,025,314	0.090	0.01050	0.10050	159,384,985
Blinn	2,595,779,043	0.06010		0.06010	1,560,063
Brazosport	7,438,460,556	0.2139120	0.0635980	0.277510	20,642,472
Central Texas	8,885,808,587	0.13660		0.13660	12,138,015
Cisco	699,195,900	0.108440		0.108440	758,208
Clarendon	215,246,648	0.22080		0.22080	475,269
<i>Maintenance Tax District</i>	<i>2,206,537,764</i>	<i>0.050</i>		<i>0.050</i>	<i>1,103,269</i>
Coastal Bend	1,754,150,520	0.129640	0.047740	0.177380	3,111,512
College of the Mainland	9,172,585,132	0.2023070		0.2023070	18,556,782
Collin	96,453,193,058	0.0789650	0.0029950	0.081960	79,053,037
Dallas	197,279,330,872	0.1040	0.019650	0.1236500	243,935,893
Del Mar	23,209,905,941	0.2105490	0.0374240	0.2479730	57,554,300
El Paso	39,320,165,671	0.1338110		0.1338110	52,614,707
Frank Phillips	821,338,400	0.220		0.220	1,806,944
<i>Maintenance Tax District</i>	<i>1,904,082,000</i>	<i>0.026260</i>		<i>0.026260</i>	<i>500,012</i>
Galveston	6,484,418,324	0.178750		0.178750	11,590,898
Grayson	8,338,197,014	0.133840	0.047560	0.18140	15,125,489
Hill	1,503,920,342	0.0930120		0.0930120	1,398,826
<i>Maintenance Tax Districts</i>	<i>7,717,173,801</i>			<i>.017 to .05</i>	<i>3,467,848</i>
Houston	179,819,853,520	0.0756310	0.0263110	0.1019420	183,311,955
Howard	3,288,251,927	0.2019160	0.0497070	0.251623	8,273,998
Kilgore	3,897,814,330	0.1750		0.1750	6,821,175
Laredo	11,837,735,796	0.2452650	0.0849790	0.3302440	39,093,412
Lee	9,848,213,233	0.21570	0.03450	0.25020	24,640,230
Lone Star	164,300,000,000	0.07540	0.03250	0.10790	177,279,700
McLennan	14,252,977,387	0.1088940	0.040830	0.1497240	21,340,128
Midland	21,131,913,716	0.112160	0.013770	0.125930	26,611,419
<i>Maintenance Tax District</i>	<i>2,455,658,611</i>	<i>0.0350</i>		<i>0.0350</i>	<i>859,481</i>
Navarro	2,994,142,529	0.11830		0.11830	3,542,071
North Central Texas	3,270,319,678	0.08110	0.04020	0.12130	3,966,898
<i>Maintenance Tax District</i>	<i>813,483,790</i>	<i>0.050</i>		<i>0.05</i>	<i>406,742</i>
Northeast Texas	4,141,992,370	0.09570	0.03430	0.130	5,384,590
Odessa	13,990,336,649	0.15690	0.03430	0.19120	26,749,524
Panola	4,440,248,165	0.161050	0.046820	0.207870	9,229,944
Paris	1,578,732,719	0.18750		0.18750	2,960,124
Ranger	115,551,640	0.2508020		0.2508020	289,806
San Jacinto	48,771,409,748	0.1291940	0.0465890	0.1757830	85,731,847
South Plains	3,439,221,406	0.366350		0.366350	12,599,588
South Texas	33,304,492,691	0.140	0.0450	0.1850	61,613,311
Southwest Texas	2,976,795,940	0.130		0.130	3,869,835
Tarrant	134,132,505,686	0.14950		0.14950	200,528,096
Temple	3,388,633,410	0.14830	0.06170	0.210	7,116,130
<i>Maintenance Tax District</i>	<i>2,019,944,363</i>	<i>0.0459050</i>		<i>0.0459050</i>	<i>927,255</i>
Texarkana	5,191,936,333	0.1052670		0.1052670	5,465,396
Texas Southmost	11,471,304,518	0.1079050	0.0561890	0.1640940	18,823,722
Trinity Valley	8,215,490,106	0.126740		0.126740	10,412,312
<i>Maintenance Tax District</i>	<i>1,049,055,182</i>	<i>0.05</i>		<i>0.05</i>	<i>524,528</i>
Tyler	10,173,480,269	0.1471190	0.0528070	0.1999260	20,339,432
Vernon	1,236,952,870	0.220		0.220	2,721,296
Victoria	6,710,301,399	0.15330	0.03920	0.19250	12,917,330
Weatherford	10,694,186,981	0.106950	0.006690	0.113640	12,152,874
<i>Maintenance Tax District</i>	<i>7,577,950,258</i>	<i>0.04610</i>		<i>0.04610</i>	<i>3,493,435</i>
Western Texas	3,018,993,519	0.32750		0.32750	9,887,204
Wharton	4,023,487,833	0.130280		0.130280	5,241,800
<b>Total Valuation &amp; Levy</b>	<b>1,466,645,262,250</b>				<b>1,934,653,047</b>
<b>Average Rates</b>		<b>0.15287720</b>	<b>0.022580180</b>	<b>0.175457380</b>	

# of colleges responding	50
--------------------------	----

\*The levy for some districts is less than the valuation multiplied by the total tax rate (/100) because the districts have a mandatory freeze on tax rates for some citizens.

Note: The Tax and Valuation Survey conducted by TACC is a projection of the ad valorem tax revenue for each public community college district; not the actual amount collected by the district.

**Fiscal Year 2015 Tax and Valuation**  
Texas Public Community Colleges

College	Valuation	M&O Rate	Debt Rate	Total Rate	FY 2015 Levy*
Alamo	11,637,768,682	0.10640	0.042750	0.149150	166,507,732
Alvin	7,131,404,693	0.1819070	0.0221020	0.2040090	14,548,707
Amarillo	11,207,890,892	0.162210	0.045290	0.207500	18,679,236
<i>Maintenance Tax Districts</i>	<i>3,637,558,204</i>	<i>0.05</i>		<i>0.05</i>	<i>1,818,661</i>
Angelina	3,988,930,747	0.12610	0.04580	0.17190	6,856,972
Austin	139,307,147,930	0.090	0.00420	0.09420	131,227,333
Blinn	2,450,847,336	0.05840		0.05840	1,431,295
Brazosport	6,617,807,882	0.21130	0.0695780	0.2808780	18,587,966
Central Texas	8,456,204,362	0.13660		0.13660	11,551,175
Cisco	618,990,210	0.113570		0.113570	702,987
Clarendon	212,974,226	0.22080		0.22080	470,247
<i>Maintenance Tax District</i>	<i>2,187,022,552</i>	<i>0.05</i>		<i>0.05</i>	<i>1,093,511</i>
Coastal Bend	1,256,194,659	0.137390	0.039990	0.177380	2,228,238
College of the Mainland	9,587,628,660	0.2050850		0.2050850	19,662,788
Collin	86,977,686,228	0.0789650	0.0029950	0.081960	71,286,912
Dallas	182,822,509,060	0.1040	0.0207750	0.1247750	228,116,786
Del Mar	21,620,447,339	0.207910	0.0401630	0.2480730	53,634,492
El Paso	38,140,477,339	0.1281220		0.1281220	48,866,342
Frank Phillips	678,595,280	0.220		0.220	1,492,910
<i>Maintenance Tax District</i>	<i>1,806,008,812</i>	<i>0.027670</i>		<i>0.027670</i>	<i>499,723</i>
Galveston	5,765,752,334	0.1870		0.1870	10,781,957
Grayson	7,775,186,447	0.1305880	0.0509120	0.18150	14,111,963
Hill	1,647,552,290	0.0894790		0.0894790	1,474,213
<i>Maintenance Tax Districts</i>	<i>7,578,509,439</i>	<i>.015 to .05</i>		<i>.015 to .05</i>	<i>3,329,424</i>
Houston	160,632,113,433	0.0770550	0.0298350	0.106890	171,699,666
Howard	4,037,159,758	0.1361710	0.0404490	0.176620	7,130,432
Kilgore	4,071,580,141	0.1540		0.1540	6,270,233
Laredo	11,359,617,483	0.234410	0.0627530	0.2971630	33,756,580
Lee	8,887,714,104	0.22070	0.040	0.26070	23,170,271
Lone Star	142,930,000,000	0.07650	0.03160	0.10810	154,507,330
McLennan	13,527,366,945	0.1043430	0.0451870	0.149530	20,227,472
Midland	20,273,138,118	0.10970	0.014690	0.124390	25,217,757
<i>Maintenance Tax District</i>	<i>3,729,540,720</i>	<i>0.0280</i>		<i>0.0280</i>	<i>1,044,271</i>
Navarro	2,917,537,473	0.12020		0.12020	3,506,880
North Central Texas	3,390,000,321	0.07120	0.03830	0.10950	3,712,050
<i>Maintenance Tax District</i>	<i>842,323,750</i>	<i>0.05</i>		<i>0.05</i>	<i>421,162</i>
Northeast Texas	4,171,930,040	0.07230	0.02720	0.09950	4,151,070
Odessa	14,692,815,869	0.1450	0.03160	0.17660	25,947,513
Panola	4,477,690,828	0.154830	0.060	0.214830	9,619,423
Paris	1,574,086,224	0.18660		0.18660	2,937,245
Ranger	109,317,710	0.2477650		0.2477650	270,851
San Jacinto	42,937,007,385	0.1270450	0.0585570	0.1856020	79,691,944
South Plains	4,729,377,055	0.265320		0.265320	12,547,983
South Texas	30,919,771,514	0.140	0.0450	0.1850	57,201,577
Southwest Texas	2,130,073,482	0.130		0.130	2,769,096
Tarrant	133,754,637,419	0.143920	0.005580	0.14950	199,963,183
Temple	4,216,460,980	0.15050	0.0560	0.20650	8,706,992
<i>Maintenance Tax District</i>	<i>1,809,392,912</i>	<i>0.0497840</i>		<i>0.0497840</i>	<i>900,788</i>
Texarkana	5,115,728,940	0.1052670		0.1052670	5,385,174
Texas Southmost	11,196,866,552	0.1009720	0.0631220	0.1640940	18,373,386
Trinity Valley	7,990,659,554	0.10360		0.10360	8,278,323
<i>Maintenance Tax District</i>	<i>989,769,131</i>	<i>0.05</i>		<i>0.05</i>	<i>494,885</i>
Tyler	9,947,148,441	0.1529990	0.0469270	0.1999260	19,886,936
Vernon	1,205,268,590	0.2176690		0.2176690	2,623,496
Victoria	6,391,705,829	0.14650	0.0410	0.18750	11,984,448
Weatherford	9,793,881,698	0.107410	0.007230	0.114640	11,227,706
<i>Maintenance Tax District</i>	<i>7,629,394,353</i>	<i>0.0461480</i>		<i>0.0461480</i>	<i>3,520,813</i>
Western Texas	3,700,014,908	0.24570		0.24570	9,090,937
Wharton	4,053,273,698	0.126560		0.126560	5,129,823
<b>Total Valuation &amp; Levy</b>	<b>1,353,245,460,961</b>				<b>1,780,329,269</b>
<b>Average Rates</b>		<b>0.145401240</b>	<b>0.02259170</b>	<b>0.167992940</b>	

# of colleges responding	50
--------------------------	----

\*The levy for some districts is less than the valuation multiplied by the total tax rate (/100) because the districts have a mandatory freeze on tax rates for some citizens.

Note: The Tax and Valuation Survey conducted by TACC is a projection of the ad valorem tax revenue for each public community college district; not the actual amount collected by the district.



**Fiscal Year 2014 Tax and Valuation**  
Texas Public Community Colleges

College	Valuation	M&O Rate	Debt Rate	Total Rate	FY 2014 Levy*
Alamo	105,447,288,503	0.10440	0.044750	0.149150	157,274,631
Alvin	6,506,075,928	0.176540	0.0232160	0.1997560	12,996,277
Amarillo	10,847,872,358	0.155210	0.044290	0.19950	21,056,458
<i>Maintenance Tax Districts</i>	3,676,519,962	0.05		0.05	1,838,168
Angelina	3,892,492,830	0.123920	0.046760	0.170680	6,643,707
Austin	124,095,634,112	0.090	0.00490	0.09490	117,766,757
Blinn	2,349,401,970	0.060		0.060	1,409,641
Brazosport	6,828,220,519	0.1980	0.0693090	0.2673090	18,252,448
Central Texas	7,751,392,103	0.1370		0.1370	10,619,407
Cisco	586,449,484	0.11040		0.11040	647,440
Clarendon	198,028,234	0.2227320		0.2227320	441,072
<i>Maintenance Tax District</i>	2,096,071,267	0.05		0.05	1,048,036
Coastal Bend	1,020,488,611	0.155050	0.018830	0.173880	1,774,426
College of the Mainland	9,026,362,153	0.221210		0.221210	19,967,216
Collin	79,457,495,979	0.080	0.0036430	0.0836430	66,460,633
Dallas	171,740,619,594	0.1040	0.02070	0.12470	214,160,553
Del Mar	19,860,316,013	0.206690	0.0439760	0.2506660	49,783,060
El Paso	37,838,711,614	0.1243590		0.1243590	47,055,843
Frank Phillips	672,149,730	0.220		0.220	1,478,729
<i>Maintenance Tax District</i>	1,759,467,590	0.02840		0.028	499,689
Galveston	5,519,504,691	0.1870		0.1870	10,321,474
Grayson	10,482,151,170	0.129250	0.052360	0.181610	19,036,635
Hill	1,649,941,749	0.0915140		0.0915140	1,509,928
<i>Maintenance Tax Districts</i>	7,475,041,371	.015 to .05		.015 to .05	3,240,887
Houston	143,414,056,520	0.0770550	0.0201180	0.0971730	139,359,741
Howard	3,253,671,558	0.150880	0.0528580	0.2037380	6,628,965
Kilgore	4,024,681,782	0.1540		0.1540	6,198,010
Laredo	10,980,953,476	0.2226470	0.032570	0.2552170	28,025,260
Lee	8,975,986,827	0.21950	0.04120	0.26070	23,400,398
Lone Star	129,980,000,000	0.08250	0.03350	0.1160	150,776,800
McLennan	12,684,498,281	0.1033220	0.0482080	0.151530	19,220,820
Midland	17,839,881,174	0.11720	0.015960	0.133160	23,755,586
<i>Maintenance Tax District</i>	3,735,698,080	0.02560		0.02560	956,339
Navarro	2,765,697,752	0.12020		0.12020	3,324,369
North Central Texas	3,336,004,374	0.06680		0.06680	2,228,451
<i>Maintenance Tax District</i>	836,317,020	0.05		0.05	418,159
Northeast Texas	4,069,532,462	0.07270	0.02730	0.10	4,069,532
Odessa	13,788,295,102	0.1434740	0.0306510	0.1741250	24,008,869
Panola	3,947,945,488	0.154830	0.060	0.214830	8,481,371
Paris	1,547,217,004	0.18660		0.18660	2,887,107
Ranger	104,986,562	0.2433290		0.24333	255,463
San Jacinto	40,085,384,925	0.125460	0.0601420	0.1856020	74,399,276
South Plains	4,731,217,425	0.266140		0.266140	12,591,662
South Texas	30,245,241,675	0.110	0.040	0.150	45,367,863
Southwest Texas	2,130,073,482	0.130		0.130	2,769,096
Tarrant	124,998,656,841	0.142410	0.00709	0.14950	186,872,992
Temple	3,770,613,516	0.14660	0.0570	0.20360	7,676,969
<i>Maintenance Tax District</i>	1,576,149,029	0.05		0.05	788,075
Texarkana	5,074,622,874	0.1052670		0.1052670	5,341,903
Texas Southmost	11,122,800,632	0.1015960	0.0613390	0.1629350	18,122,935
Trinity Valley	7,942,452,427	0.0960		0.0960	7,624,754
<i>Maintenance Tax District</i>	999,649,940	0.05		0.05	499,825
Tyler	9,680,091,543	0.1514170	0.0485090	0.1999260	19,353,020
Vernon	1,182,181,214	0.2221170		0.2221170	2,625,825
Victoria	6,082,040,404	0.14010	0.04220	0.18230	11,087,560
Weatherford	9,385,056,808	0.107130	0.007510	0.114640	10,759,029
<i>Maintenance Tax District</i>	7,252,230,922	0.0461480		0.0461480	3,346,760
Western Texas	3,478,253,820	0.250		0.250	8,695,635
Wharton	3,783,258,984	0.134190		0.134190	5,076,755
<b>Total Valuation &amp; Levy</b>	<b>1,259,583,097,458</b>				<b>1,652,278,286</b>
<b>Average Rates</b>		<b>0.144814780</b>	<b>0.021177780</b>	<b>0.165992560</b>	

# of colleges responding	50
--------------------------	----

\*The levy for some districts is less than the valuation multiplied by the total tax rate (/100) because the districts have a mandatory freeze on tax rates for some citizens.

Note: The Tax and Valuation Survey conducted by TACC is a projection of the ad valorem tax revenue for each public community college district; not the actual amount collected by the district.

**Fiscal Year 2013 Tax and Valuation**  
Texas Public Community Colleges

College	Valuation	M&O Rate	Debt Rate	Total Rate	FY 2013 Levy*
Alamo	99,742,634,716	0.1044	0.04475	0.14915	148,541,205
Alvin	6,048,212,091	0.175	0.024	0.199	12,035,942
Amarillo	10,536,907,742	0.15089	0.04861	0.1995	20,414,838
<i>Maintenance Tax Districts</i>	<i>3,562,403,515</i>	<i>0.05</i>		<i>0.05</i>	<i>1,781,573</i>
Angelina	3,758,259,828	0.1224	0.04828	0.17068	6,414,598
Austin	117,011,647,602	0.09	0.0051	0.0951	111,278,077
Blinn	2,264,399,954	0.0567		0.0567	1,283,915
Brazosport	6,367,649,344	0.184	0.075436	0.259436	16,519,975
Central Texas	7,655,741,136	0.14		0.14	10,718,038
Cisco	533,191,894	0.1079		0.1079	575,314
Clarendon	197,955,794	0.222167		0.222167	439,792
<i>Maintenance Tax District</i>	<i>1,916,670,140</i>	<i>0.05</i>		<i>0.05</i>	<i>958,335</i>
Coastal Bend	1,165,998,330	0.17067		0.17067	1,990,009
College of the Mainland	9,341,098,849	0.23202		0.23202	20,976,940
Collin	73,591,792,695	0.08	0.0063	0.0863	63,509,717
Dallas	164,751,737,568	0.098605	0.02077	0.119375	196,672,387
Del Mar	17,986,670,894	0.209394	0.048609	0.258003	46,406,151
El Paso	37,278,985,235	0.114086		0.114086	42,530,103
Frank Phillips	658,712,220	0.22		0.22	1,449,167
<i>Maintenance Tax District</i>	<i>1,548,775,262</i>	<i>0.031</i>		<i>0.031</i>	<i>480,120</i>
Galveston	5,188,154,835	0.1894		0.1894	9,826,365
Grayson	7,173,336,283	0.1306	0.0512	0.1818	13,041,125
Hill	1,642,664,500	0.089492		0.089492	1,470,053
<i>Maintenance Tax Districts</i>	<i>8,150,638,871</i>	<i>.01 to .05</i>		<i>.01 to .05</i>	<i>3,190,118</i>
Houston	129,149,639,570	0.079673	0.0175	0.097173	125,498,579
Howard	3,568,329,168	0.12844	0.048176	0.176616	6,302,240
Kilgore	3,985,200,840	0.154		0.154	6,137,209
Laredo	10,608,924,028	0.223541	0.034223	0.257764	27,345,987
Lee	8,596,157,464	0.2195	0.0215	0.241	20,716,739
Lone Star	121,040,000,000	0.0863	0.0335	0.1198	145,005,920
McLennan	12,471,277,910	0.101199	0.050331	0.15153	18,897,727
Midland	15,571,679,385	0.12639	0.01779	0.14418	22,451,247
<i>Maintenance Tax District</i>	<i>3,711,270,000</i>	<i>0.027</i>		<i>0.027</i>	<i>1,002,043</i>
Navarro	2,774,259,367	0.119		0.119	3,301,369
North Central Texas	3,259,324,331	0.0663		0.0663	2,160,932
<i>Maintenance Tax District</i>	<i>785,407,120</i>	<i>0.05</i>		<i>0.05</i>	<i>392,704</i>
Northeast Texas	4,338,826,024	0.02588	0.07412	0.10	4,338,826
Odessa	11,988,311,035	0.1512	0.03597	0.18717	22,438,522
Panola	4,085,200,390	0.14519		0.14519	5,931,302
Paris	1,545,046,451	0.187		0.187	2,889,237
Ranger	90,107,560	0.27781		0.27781	250,328
San Jacinto	37,280,070,614	0.121571	0.064031	0.185602	69,192,557
South Plains	5,079,138,155	0.24795		0.24795	12,593,723
South Texas	29,645,534,071	0.11	0.0407	0.1507	44,675,820
Southwest Texas	1,973,625,094	0.13		0.13	2,565,713
Tarrant	123,803,891,671	0.14241	0.00656	0.14897	184,430,657
Temple	2,988,258,214	0.1459	0.0577	0.2036	6,084,094
<i>Maintenance Tax District</i>	<i>1,504,529,287</i>	<i>0.05</i>		<i>0.05</i>	<i>752,265</i>
Texarkana	1,280,964,397	0.105267		0.105267	1,348,433
Texas Southmost	10,902,983,558	0.101075	0.06186	0.162935	17,764,776
Trinity Valley	7,920,701,069	0.089		0.089	7,886,197
<i>Maintenance Tax District</i>	<i>998,385,478</i>	<i>0.05</i>		<i>0.05</i>	<i>567,975</i>
Tyler	9,478,886,252	0.150647	0.049279	0.199926	18,950,758
Vernon	986,475,610	0.222854		0.222854	2,198,400
Victoria	5,230,505,956	0.1401	0.0205	0.1606	8,400,193
Weatherford	9,019,221,818	0.10517	0.00781	0.11298	10,189,917
<i>Maintenance Tax District</i>	<i>7,264,575,953</i>	<i>0.046148</i>		<i>0.046148</i>	<i>3,352,457</i>
Western Texas	3,351,529,048	0.1858		0.1858	6,227,141
Wharton	3,657,562,724	0.13821		0.13821	5,055,117
<b>Total Valuation &amp; Levy</b>	<b>1,188,010,038,910</b>				<b>1,549,800,962</b>
<b>Average Rates</b>		<b>0.142302020</b>	<b>0.020292100</b>	<b>0.162594120</b>	

\*The levy for some districts is less than the valuation multiplied by the total tax rate (/100) because the districts have a mandatory freeze on tax rates for some citizens.

Note: The Tax and Valuation Survey conducted by TACC is a projection of the ad valorem tax revenue for each public community college district; not the actual amount collected by the district.

**Fiscal Year 2012 Tax and Valuation**  
Texas Public Community Colleges

College	Valuation	M&O Rate	Debt Rate	Total Rate	FY 2012 Levy*
Alamo	98,629,394,308	0.096873	0.044750	0.141623	139,681,907
Alvin	5,917,900,833	0.173798	0.025687	0.199485	11,805,324
Amarillo	10,342,084,366	0.14241	0.04697	0.18938	19,104,454
<i>Maintenance Tax Districts</i>	3,409,383,592	0.05		0.05	1,704,825
Angelina	3,738,833,977	0.1188	0.0482	0.167	6,243,853
Austin	112,244,592,733	0.09	0.0048	0.0948	106,407,874
Blinn	2,219,339,825	0.0566		0.0566	1,256,146
Brazosport	6,044,887,545	0.17271	0.066488	0.239198	14,459,250
Central Texas	8,029,121,099	0.1409		0.1409	11,313,032
Cisco	448,473,946	0.115		0.115	515,745
Clarendon	188,270,691	0.222167		0.2221670	418,275
<i>Maintenance Tax District</i>	1,726,987,224	0.05		0.05	863,494
Coastal Bend	887,935,760	0.168		0.168	1,491,732
College of the Mainland	8,761,780,724	0.23202		0.23202	20,329,084
Collin	73,405,013,750	0.08	0.0063	0.0863	63,348,527
Dallas	161,907,911,382	0.0789	0.0208	0.0997	161,373,615
Del Mar	17,572,669,749	0.206248	0.051755	0.258003	45,338,015
El Paso	35,918,291,680	0.115442		0.115442	41,464,794
Frank Phillips	615,103,910	0.22		0.22	1,353,229
<i>Maintenance Tax District</i>	1,319,055,027	0.045		0.045	593,575
Galveston	4,889,601,497	0.18945		0.18945	9,263,350
Grayson	7,071,668,659	0.136168	0.045632	0.1818	12,856,294
Hill	1,389,980,293	0.087219		0.087219	1,212,327
<i>Maintenance Tax Districts</i>	7,787,133,408	.012 to .046		.012 to .046	2,696,689
Houston	125,680,497,493	0.083399	0.013823	0.097222	122,189,093
Howard	2,547,756,563	0.16832	0.070187	0.238507	6,076,578
Kilgore	3,807,162,440	0.154		0.154	5,863,030
Laredo	10,614,922,560	0.218988	0.039552	0.25854	27,443,821
Lee	7,749,684,450	0.2291	0.0229	0.252	19,529,205
Lone Star	110,045,148,722	0.0875	0.0335	0.121	133,154,630
McLennan	11,942,467,866	0.100255	0.052568	0.152823	18,250,838
Midland	12,498,116,664	0.14377	0.024089	0.167859	20,979,214
Navarro	2,680,143,629	0.119		0.119	3,189,371
North Central Texas	3,001,577,436	0.0717		0.0717	2,152,131
<i>Maintenance Tax District</i>	722,257,670	0.05		0.05	361,129
Northeast Texas	4,596,042,611	0.075594	0.024403	0.099997	4,595,905
Odessa	10,624,325,055	0.1584	0.03638	0.19478	20,694,060
Panola	4,356,592,657	0.13407		0.13407	5,840,884
Paris	1,507,483,440	0.19		0.19	2,864,219
Ranger	92,623,960	0.2751		0.2751	254,809
San Jacinto	35,929,730,039	0.118688	0.066914	0.185602	66,686,298
South Plains	4,279,198,197	0.24795		0.24795	10,610,272
South Texas	26,385,673,937	0.11	0.0407	0.1507	39,763,211
Southwest Texas	1,965,266,998	0.13		0.13	2,554,847
Tarrant	118,467,665,116	0.14206	0.00691	0.14897	176,481,281
Temple	3,478,759,357	0.144	0.0614	0.2054	7,145,372
Texarkana	1,278,440,711	0.105339		0.105339	1,346,697
Texas Southmost	10,849,735,362	0.103723	0.060303	0.164026	17,462,677
Trinity Valley	8,035,940,332	0.0815		0.0815	6,549,291
<i>Maintenance Tax District</i>	982,419,360	0.05		0.05	491,210
Tyler	9,281,456,503	0.14987	0.032306	0.182176	16,908,586
Vernon	908,014,800	0.223427		0.223427	2,028,750
Victoria	4,713,356,839	0.137	0.0236	0.1606	7,569,651
Weatherford	9,015,257,348	0.10421	0.00774	0.11195	10,092,581
<i>Maintenance Tax District</i>	7,168,981,543	0.05		0.05	3,584,491
Western Texas	2,719,718,274	0.2114		0.2114	5,749,484
Wharton	3,531,727,550	0.14414		0.14414	5,090,632
<b>Total Valuation &amp; Levy</b>	<b>1,135,923,561,460</b>				<b>1,448,649,654</b>
<b>Average Rates</b>		<b>0.144104160</b>	<b>0.019572540</b>	<b>0.16367670</b>	

# of colleges responding	50
--------------------------	----

\*The levy for some districts is less than the valuation multiplied by the total tax rate (/100) because the districts have a mandatory freeze on tax rates for some citizens.

Note: The Tax and Valuation Survey conducted by TACC is a projection of the ad valorem tax revenue for each public community college district; not the actual amount collected by the district.

**Fiscal Year 2011 Tax and Valuation**  
Texas Public Community Colleges

College	Valuation	M&O Rate	Debt Rate	Total Rate	FY 2011 Levy*
Alamo	98,003,747,436	0.0968730	0.044750	0.1416230	138,795,847
Alvin	5,832,070,085	0.1748670	0.0249630	0.199830	11,654,226
Amarillo	10,137,071,168	0.141490	0.048470	0.189960	18,750,414
<i>Maintenance Tax Districts</i>	<i>3,389,868,772</i>	<i>0.05</i>		<i>0.05</i>	<i>1,712,392</i>
Angelina	3,672,451,522	0.110	0.0490	0.1590	5,839,198
Austin	104,869,632,782	0.090	0.00510	0.09510	99,731,021
Blinn	2,214,041,634	0.05590		0.05590	1,237,649
Brazosport	6,171,161,176	0.1580	0.0321750	0.1901750	11,736,006
Central Texas	7,136,262,163	0.14090		0.14090	10,054,993
Cisco	431,521,784	0.1110		0.1110	478,989
Clarendon	187,777,033	0.2219290		0.2219290	416,732
<i>Maintenance Tax District</i>	<i>1,753,277,149</i>	<i>0.05</i>		<i>0.05</i>	<i>876,639</i>
Coastal Bend	1,112,551,809	0.1680		0.1680	1,869,087
College of the Mainland	8,733,234,193	0.233890		0.233890	20,426,161
Collin	73,186,324,497	0.080	0.00630	0.08630	63,159,798
Dallas	164,219,576,805	0.07780	0.021430	0.099230	162,955,086
Del Mar	17,264,336,756	0.2001910	0.0578120	0.2580030	44,542,507
El Paso	35,117,337,514	0.1073290		0.1073290	37,691,087
Frank Phillips	629,377,890	0.220		0.220	1,384,631
<i>Maintenance Tax District</i>	<i>1,091,971,324</i>	<i>0.05</i>		<i>0.05</i>	<i>545,986</i>
Galveston	4,475,548,125	0.1894750		0.1894750	8,480,045
Grayson	7,068,001,395	0.1330	0.04880	0.18180	12,849,627
Hill	1,384,735,862	0.0789840		0.0789840	1,093,720
<i>Maintenance Tax Districts</i>	<i>8,012,190,821</i>	<i>.01 to .04</i>		<i>.01 to .04</i>	<i>2,442,869</i>
Houston	125,865,737,331	0.0749010	0.0173190	0.092220	116,073,383
Howard	2,094,972,572	0.2019120	0.0807060	0.2826180	5,920,770
Kilgore	3,792,216,029	0.1540		0.1540	5,840,013
Laredo	10,663,550,947	0.199850	0.038270	0.238120	25,392,048
Lee	7,814,166,099	0.22850	0.02350	0.2520	19,691,699
Lone Star	116,288,130,150	0.08410	0.03350	0.11760	136,754,841
McLennan	11,309,677,312	0.1034390	0.0528670	0.1563060	17,677,704
Midland	11,738,293,995	0.143940	0.025960	0.16990	19,943,361
Navarro	2,615,172,084	0.1190		0.1190	3,112,055
North Central Texas	2,995,158,129	0.07120		0.07120	2,132,553
<i>Maintenance Tax District</i>	<i>747,977,990</i>	<i>0.05</i>		<i>0.05</i>	<i>373,989</i>
Northeast Texas	4,485,823,303	0.0777560	0.0222440	0.10	4,485,823
Odessa	9,974,888,862	0.15840		0.15840	15,800,224
Panola	4,819,151,980	0.118130		0.118130	5,692,864
Paris	1,525,241,191	0.189740		0.189740	2,893,993
Ranger	91,623,960	0.24880		0.24880	227,960
San Jacinto	36,223,656,086	0.1142930	0.0619840	0.1762770	63,853,974
South Plains	4,344,829,123	0.244230		0.244230	10,611,376
South Texas	27,032,793,046	0.110	0.03970	0.14970	40,468,091
Southwest Texas	1,665,338,617	0.130		0.130	2,164,940
Tarrant	117,742,461,547	0.131260	0.006380	0.137640	162,060,724
Temple	3,357,005,058	0.15670	0.05330	0.210	7,049,711
Texarkana	1,281,328,637	0.0975270		0.0975270	1,249,641
Texas Southmost	10,743,602,244	0.1038710	0.0585520	0.1624230	17,450,081
Trinity Valley	8,182,709,845	0.07750		0.07750	6,341,600
<i>Maintenance Tax District</i>	<i>990,912,262</i>	<i>0.05</i>		<i>0.05</i>	<i>495,456</i>
Tyler	9,277,448,542	0.149870	0.0330560	0.1829260	16,970,866
Vernon	889,082,160	0.226720		0.226720	2,015,727
Victoria	5,007,330,557	0.1290	0.02410	0.15310	7,666,223
Weatherford	9,276,176,979	0.097670	0.007250	0.104920	9,732,565
<i>Maintenance Tax District</i>	<i>7,348,716,517</i>	<i>0.0462500</i>		<i>0.0462500</i>	<i>3,398,781</i>
Western Texas	2,711,874,793	0.15230		0.15230	4,130,185
Wharton	3,531,888,150	0.144480		0.144480	5,102,872
<b>Total Valuation &amp; Levy</b>	<b>1,132,523,005,792</b>				<b>1,401,500,803</b>
<b>Average Rates</b>		<b>0.140574340</b>	<b>0.018349760</b>	<b>0.15892410</b>	

# of colleges responding	50
--------------------------	----

\*The levy for some districts is less than the valuation multiplied by the total tax rate (/100) because the districts have a mandatory freeze on tax rates for some citizens.

Note: The Tax and Valuation Survey conducted by TACC is a projection of the ad valorem tax revenue for each public community college district; not the actual amount collected by the district.

**FY 2010 Tax and Valuation  
Texas Public Community Colleges**

College	Valuation	M&O Rate	Debt Rate	Total Rate	2009-10 Levy*
Alamo	99,251,215,873	0.091105	0.04475	0.135855	134,837,739
Alvin	5,964,426,022	0.176312	0.023518	0.19983	11,918,713
Amarillo	10,069,349,241	0.14064	0.04349	0.18413	18,097,380
<i>Maintenance Tax Districts</i>	<i>3,536,139,894</i>	<i>.0446 to .0490</i>		<i>.0446 to .0490</i>	<i>1,624,684</i>
Angelina	3,566,015,783	0.1035	0.0517	0.1552	5,534,456
Austin	109,030,979,747	0.09	0.0046	0.0946	103,143,307
Blinn	2,291,892,991	0.0545		0.0545	1,249,082
Brazosport	6,457,127,185	0.145	0.030754	0.175754	11,348,659
Central Texas	7,002,363,871	0.1409		0.1409	9,866,331
Cisco	431,361,860	0.111		0.111	478,812
Clarendon	188,877,693	0.221404		0.221404	418,183
<i>Maintenance Tax District</i>	<i>1,812,341,779</i>	<i>0.05</i>		<i>0.05</i>	<i>906,171</i>
Coastal Bend	1,170,843,490	0.168		0.168	1,967,017
College of the Mainland	8,460,708,749	0.221640		0.221640	18,752,315
Collin	74,543,801,881	0.08	0.0063	0.0863	64,331,301
Dallas	172,435,849,638	0.0778	0.0171	0.0949	163,641,621
Del Mar	17,966,262,266	0.200191	0.0512	0.251391	45,165,566
El Paso	34,873,682,504	0.10567		0.10567	36,851,020
Frank Phillips	616,381,347	0.22		0.22	1,356,039
<i>Maintenance Tax District</i>	<i>976,378,821</i>	<i>0.04</i>		<i>0.04</i>	<i>390,552</i>
Galveston	4,064,738,855	0.19		0.19	7,723,004
Grayson	7,259,430,651	0.132778	0.050937	0.183715	13,336,663
Hill	1,617,566,429	0.065367		0.065367	1,057,355
<i>Maintenance Tax Districts</i>	<i>8,998,304,795</i>	<i>.009 to .03</i>		<i>.009 to .03</i>	<i>2,170,533</i>
Houston	130,429,808,430	0.077839	0.014381	0.09222	120,282,369
Howard	1,937,860,663	0.222551	0.092987	0.315538	6,114,687
Kilgore	3,746,470,459	0.154		0.154	5,769,565
Laredo	10,697,562,666	0.184	0.0432	0.2272	24,304,862
Lee	8,257,268,283	0.2012	0.02	0.2212	18,265,077
Lone Star	112,702,075,653	0.0766	0.0335	0.1101	124,084,985
McLennan	11,063,284,353	0.104866	0.051466	0.156332	17,295,454
Midland	11,021,724,428	0.1446	0.027328	0.171928	18,949,430
Navarro	2,532,522,103	0.119		0.119	3,013,701
North Central Texas	2,981,215,719	0.0701		0.0701	2,089,832
Northeast Texas	4,519,368,690	0.077983	0.022017	0.10	4,519,369
Odessa	9,308,455,186	0.1624		0.1624	15,116,931
Panola	5,020,765,844	0.10579		0.10579	5,311,468
Paris	1,549,536,063	0.185		0.185	2,866,642
Ranger	92,307,800	0.235		0.235	216,923
San Jacinto	38,974,760,563	0.114293	0.056507	0.1708	66,568,891
South Plains	3,899,910,579	0.24423		0.24423	9,524,752
South Texas	30,195,544,294	0.11	0.0391	0.1491	45,021,557
Southwest Texas	1,840,955,823	0.13		0.13	2,393,243
Tarrant	114,791,454,168	0.13126	0.00641	0.13767	158,033,395
Temple	3,382,024,841	0.1575	0.0525	0.21	7,102,252
Texarkana	1,301,440,746	0.09679		0.09679	1,259,664
Texas Southmost	10,526,537,297	0.108949	0.052975	0.161924	17,044,990
Trinity Valley	8,097,360,914	0.0744		0.0744	6,700,473
<i>Maintenance Tax District</i>	<i>978,252,958</i>	<i>0.0473</i>		<i>0.0473</i>	<i>520,053</i>
Tyler	9,342,286,716	0.13695		0.13695	12,794,262
Vernon	925,026,844	0.22796		0.22796	2,108,691
Victoria	4,955,067,844	0.128	0.0254	0.1534	7,601,074
Weatherford	9,370,306,865	0.09765	0.00727	0.10492	9,831,326
<i>Maintenance Tax District</i>	<i>7,125,661,754</i>	<i>0.05</i>		<i>0.05</i>	<i>3,562,831</i>
Western Texas	2,541,807,315	0.152		0.152	3,863,547
Wharton	3,492,072,168	0.14666		0.14666	5,121,473
<b>Total Valuation &amp; Levy</b>	<b>1,150,186,739,394</b>				<b>1,383,420,272</b>
<b>Average Rates</b>		<b>0.138267560</b>	<b>0.01738780</b>	<b>0.155655360</b>	

# of colleges responding	50
--------------------------	----

\*The levy for some districts is less than the valuation multiplied by the total tax rate (/100) because the districts have a mandatory freeze on tax rates for some citizens.

Note: The Tax and Valuation Survey conducted by TACC is a projection of the ad valorem tax revenue for each public community college district; not the actual amount collected by the district.

**FY 2009 Tax and Valuation  
Texas Public Community Colleges**

College	Valuation	M&O Rate	Debt Rate	Total Rate	2008-09 Levy*
Alamo	90,570,219,915	0.091105	0.04750	0.138605	125,534,853
Alvin	5,872,407,865	0.177329	0.022503	0.199832	11,734,950
Amarillo	9,782,872,670	0.14064	0.04331	0.18395	17,559,424
<i>Maintenance Tax Districts</i>	<i>3,524,827,764</i>	<i>.046 to .0496</i>		<i>.046 to .0496</i>	<i>1,710,475</i>
Angelina	3,327,983,396	0.1018	0.0357	0.1375	4,575,977
Austin	92,978,483,468	0.09	0.0054	0.0954	88,701,473
Blinn	2,640,333,587	0.0532		0.0532	1,404,657
Brazosport	7,146,348,589	0.129	0.027488	0.156488	11,183,178
Central Texas	6,728,373,606	0.141		0.141	9,487,007
Cisco	363,296,990	0.09863		0.09863	358,320
Clarendon	171,772,641	0.231125		0.2311	397,010
Coastal Bend	1,189,573,550	0.15222		0.15222	1,810,769
College of the Mainland	10,102,320,522	0.22164		0.22164	22,390,783
Collin	73,798,652,899	0.08	0.006493	0.086493	63,830,669
Dallas	177,508,750,618	0.0759	0.0135	0.0894	158,692,823
Del Mar	17,389,133,032	0.190582	0.051200	0.241782	42,043,794
El Paso	33,498,156,940	0.106841		0.106841	35,789,766
Frank Phillips	606,442,260	0.22		0.22	1,334,173
<i>Maintenance Tax District</i>	<i>937,956,846</i>	<i>0.050</i>		<i>0.050</i>	<i>468,978</i>
Galveston	5,156,565,320	0.17		0.17	8,766,161
Grayson	6,370,129,672	0.13	0.05436	0.184356	11,743,716
Hill	1,531,291,826	0.063644		0.063644	974,575
<i>Maintenance Tax Districts</i>	<i>8,143,146,138</i>	<i>.011 to .035</i>		<i>.011 to .035</i>	<i>2,156,374</i>
Houston	116,951,538,423	0.077504	0.014926	0.09243	108,098,307
Howard	2,205,061,993	0.191231	0.086769	0.278	6,130,072
Kilgore	3,767,308,172	0.154		0.154	5,801,655
Laredo	10,487,057,306	0.187	0.0341	0.2211	23,186,884
Lee	8,835,145,372	0.18733	0.019447	0.206777	18,269,049
Lone Star	107,801,778,782	0.0766	0.0335	0.1101	118,689,758
McLennan	10,623,694,634	0.100101	0.051033	0.151134	16,056,015
Midland	10,367,028,434	0.1446	0.028307	0.172907	17,925,318
Navarro	2,426,416,700	0.119		0.119	2,887,436
North Central Texas	2,745,723,773	0.0701		0.0701	1,924,752
Northeast Texas	4,347,158,560	0.072767	0.024352	0.097119	4,221,917
Odessa	9,400,680,601	0.1624		0.1624	15,266,705
Panola	5,347,661,704	0.09593		0.09593	5,130,012
Paris	1,529,436,575	0.1874		0.1874	2,866,164
Ranger	82,627,000	0.24		0.24	198,305
San Jacinto	38,707,380,000	0.115927	0.047484	0.163411	63,252,117
South Plains	4,409,260,237	0.216192		0.216192	9,532,468
South Texas	26,982,407,704	0.11	0.0398	0.1498	40,419,647
Southwest Texas	1,780,170,569	0.11		0.11	1,958,188
Tarrant	119,246,325,772	0.13126	0.0067	0.13796	164,512,231
Temple	3,266,612,721	0.1801	0.0299	0.21	6,859,887
Texarkana	1,284,234,942	0.08591		0.08591	1,103,286
Texas Southmost	10,440,911,521	0.110614	0.050475	0.161089	16,819,160
Trinity Valley	8,056,445,065	0.068		0.068	6,106,065
<i>Maintenance Tax District</i>	<i>980,358,510</i>	<i>0.044</i>		<i>0.044</i>	<i>489,279</i>
Tyler	9,262,589,298	0.127169		0.127169	11,779,142
Vernon	926,969,742	0.21737		0.21737	2,014,954
Victoria	4,902,496,348	0.1189	0.0256	0.1445	7,084,107
Weatherford	8,561,511,142	0.0975	0.0078	0.1053	9,015,271
Western Texas	3,050,287,927	0.1174		0.1174	3,581,038
Wharton	3,410,074,729	0.13797		0.13797	4,704,880
<b>Total Valuation &amp; Levy</b>	<b>1,101,525,394,370</b>				<b>1,318,533,974</b>
<b>Average Rates</b>		<b>0.133498620</b>	<b>0.016152860</b>	<b>0.149651480</b>	

# of colleges responding	50
--------------------------	----

\*The levy for some districts is less than the valuation multiplied by the total tax rate because the districts have a mandatory freeze on tax rates for some citizens.

Note: The Tax and Valuation Survey conducted by TACC is a projection of the ad valorem tax revenue for each public community college district; not the actual amount collected by the district.

**FY 2008 Tax and Valuation  
Texas Public Community Colleges**

College	Valuation	M&O Rate	Debt Rate	Total Rate	2007-08 Levy**
Alamo	88,323,913,382	0.0898	0.04475	0.13455	118,839,825
Alvin	5,294,383,536	0.186741	0.023539	0.21028	11,133,030
Amarillo	9,203,975,951	0.13650	0.02393	0.16043	14,765,939
<i>Maintenance Tax Districts</i>	<i>2,939,841,673</i>	<i>.047 to .0496</i>		<i>.047 to .0496</i>	<i>1,437,437</i>
Angelina	3,121,548,606	0.097	0.0225	0.1195	3,730,251
Austin	83,379,231,893	0.09	0.0058	0.0958	79,877,304
Blinn	2,023,438,069	0.0548		0.0548	1,108,844
Brazosport	6,777,574,119	0.121		0.121	8,200,865
Central Texas	5,992,389,682	0.142		0.142	8,509,193
Cisco	323,284,428	0.10207		0.10207	329,976
Clarendon	171,378,439	0.2193		0.2193	375,833
Coastal Bend	990,778,153	0.16301		0.16301	1,615,067
College of the Mainland	8,983,485,664	0.22738		0.22738	20,426,650
Collin	68,715,640,383	0.08	0.006984	0.086984	59,771,613
Dallas	167,951,236,981	0.07590	0.00450	0.08040	135,032,795
Del Mar	16,123,368,976	0.18709	0.054999	0.242089	39,032,903
El Paso	30,401,564,571	0.111967		0.111967	34,039,720
Frank Phillips	843,353,127	0.22		0.22	1,855,377
<i>Maintenance Tax District</i>	<i>752,000,000</i>	<i>0.046</i>		<i>0.046</i>	<i>345,920</i>
Galveston	4,606,958,956	0.17		0.17	7,831,830
Grayson	6,079,724,000	0.139739		0.139739	8,495,746
Hill	1,334,615,396	0.066775		0.066775	891,189
<i>Maintenance Tax Districts</i>	<i>5,406,633,001</i>	<i>.027 to .041</i>		<i>.027 to .041</i>	<i>1,894,123</i>
Houston*	89,609,081,926	0.08133	0.01384	0.09518	85,285,444
Howard	1,871,593,236	0.2096	0.079483	0.289083	5,410,458
Kilgore	3,208,194,325	0.16400		0.16400	5,261,439
Laredo	9,511,114,284	0.1831	0.0391	0.2222	21,133,696
Lee	8,542,300,097	0.18733	0.01944	0.20677	17,662,914
McLennan	9,847,211,778	0.100543	0.052459	0.153002	15,066,431
Midland	8,694,625,274	0.157154	0.033966	0.19112	16,617,168
Navarro	2,218,359,153	0.12		0.12	2,662,031
North Central Texas	2,436,656,616	0.0772		0.0772	1,881,099
North Harris Montgomery	97,587,384,995	0.0809	0.0335	0.1144	111,639,968
Northeast Texas	4,226,547,386	0.066629	0.024953	0.091582	3,870,757
Odessa	7,630,567,540	0.1817		0.1817	13,864,741
Panola	4,410,517,887	0.10477		0.10477	4,620,900
Paris	1,472,081,461	0.198		0.198	2,914,721
Ranger	78,594,260	0.24		0.24	188,626
San Jacinto	35,853,740,285	0.115927	0.029438	0.145365	52,118,790
South Plains	3,348,313,956	0.216192		0.216192	7,238,787
South Texas	24,413,178,747	0.11	0.044	0.154	37,596,295
Southwest Texas	1,507,237,738	0.11		0.11	1,657,962
Tarrant	113,828,243,582	0.13126	0.00812	0.13938	158,653,806
Temple	3,009,044,202	0.1647	0.0533	0.218	6,559,716
Texarkana	1,213,719,280	0.086996		0.086996	1,055,887
Texas Southmost	9,730,518,902	0.111423	0.049666	0.161089	15,674,796
Trinity Valley	7,522,221,447	0.068		0.068	5,115,111
<i>Maintenance Tax District</i>	<i>1,019,141,608</i>	<i>0.044</i>		<i>0.044</i>	<i>448,422</i>
Tyler	8,694,906,291	0.127169		0.127169	11,057,225
Vernon	914,975,270	0.21869		0.21869	2,000,959
Victoria	4,503,519,987	0.1167	0.0278	0.1445	6,507,586
Weatherford	7,632,875,840	0.097	0.0083	0.1053	8,037,418
Western Texas	2,583,663,103	0.1282		0.1282	3,312,256
Wharton	3,081,107,564	0.13485		0.13485	4,154,874
<b>Total Valuation &amp; Levy</b>	<b>999,941,557,006</b>				<b>1,188,811,711</b>
<b>Average Rates</b>		<b>0.135408760</b>	<b>0.01408738</b>	<b>0.149496140</b>	

# of colleges responding	50
--------------------------	----

\*The tax valuation for Houston Community College System is pending certification by the appraisal district. HCCS Board approval of valuation and tax rates expected November, 2007. Valuation, levy and rates reported in survey for HCCS are from FY 2007.

\*\*Note: The Tax and Valuation Survey conducted by TACC is a projection of the ad valorem tax revenue for each public community college district; not the actual amount collected by the district.

**1997-98 Tax And Valuation**  
Texas Public Community Colleges

College	Valuation	1997-98 M&O Rate	1997-98 Debt Rate	1997-98 Total Rate	1997-98 Levy
Alamo	\$ 40,526,569,689	0.085987	0.023013	0.109	\$ 44,173,961
Alvin	\$ 1,990,736,433	0.203		0.203	\$ 4,041,195
Amarillo	\$ 5,419,690,060	0.11302	0.0427	0.15572	\$ 8,439,541
Angelina	\$ 2,053,922,529	0.0762	0.0386	0.1148	\$ 2,357,903
Austin	\$ 28,044,438,803	0.05		0.05	\$ 14,022,219
Bee	\$ 526,797,680	0.1524		0.1524	\$ 802,840
Blinn	\$ 1,220,233,080	0.0406		0.0406	\$ 495,415
Brazosport	\$ 4,781,421,992	0.07625		0.07625	\$ 3,645,834
Central Texas	\$ 2,928,161,265	0.1515		0.1515	\$ 4,436,164
Cisco	\$ 103,994,872	0.19274		0.19274	\$ 200,440
Clarendon	\$ 125,994,190	0.18832		0.18832	\$ 237,272
College of the Mainland	\$ 5,632,327,766	0.191468	0.007347	0.198815	\$ 11,197,912
Collin	\$ 23,604,560,147	0.074383	0.024167	0.09855	\$ 23,262,294
Dallas	\$ 90,757,058,520	0.05		0.05	\$ 45,378,529
Del Mar	\$ 9,104,383,019	0.186481	0.02133	0.207811	\$ 18,919,909
El Paso	\$ 16,729,683,560	0.10364		0.10364	\$ 17,338,644
Frank Phillips	\$ 445,351,392	0.20919		0.20919	\$ 931,631
Galveston	\$ 2,189,241,907	0.1878		0.1878	\$ 4,111,396
Grayson	\$ 3,081,693,144	0.10311		0.10311	\$ 3,177,534
Hill	\$ 708,947,799	0.076		0.076	\$ 538,800
Houston	\$ 49,761,700,168	0.06615		0.06615	\$ 32,917,365
Howard	\$ 1,144,085,890	0.2123		0.2123	\$ 2,428,894
Kilgore	\$ 1,689,162,510	0.16298		0.16298	\$ 2,752,997
Laredo	\$ 3,886,195,260	0.1566		0.1566	\$ 6,085,782
Lee	\$ 5,057,876,110	0.1852	0.0134	0.1986	\$ 10,044,942
McLennan	\$ 4,953,990,707	0.083534		0.083534	\$ 4,138,267
Midland	\$ 4,286,809,134	0.1633		0.1633	\$ 7,000,359
Navarro	\$ 1,125,520,875	0.121773		0.121773	\$ 1,370,581
North Central	\$ 1,058,034,629	0.10222	0.01686	0.11908	\$ 1,259,908
North Harris Montgomery	\$ 22,250,489,262	0.068	0.0518	0.1198	\$ 26,656,086



**1997-98 Tax And Valuation**  
Texas Public Community Colleges

College	Valuation	1997-98 M&O Rate	1997-98 Debt Rate	1997-98 Total Rate	1997-98 Levy
Northeast Texas	\$ 2,534,273,890	0.0545	0.04499	0.09949	\$ 2,521,349
Odessa	\$ 3,901,651,841	0.1984		0.1984	\$ 7,740,877
Panola	\$ 2,030,344,526	0.13141		0.13141	\$ 2,668,076
Paris	\$ 886,302,199	0.1314	0.0331	0.1645	\$ 1,457,967
Ranger	\$ 62,162,920	0.23084		0.23084	\$ 143,497
San Jacinto	\$ 20,445,268,860	0.09673	0.01327	0.11	\$ 22,489,796
South Plains	\$ 2,060,603,004	0.2283		0.2283	\$ 4,704,357
South Texas	\$ 11,184,357,757	0.08	0.0149	0.0949	\$ 10,613,956
Southwest Texas	\$ 909,836,744	0.05		0.05	\$ 454,918
Tarrant	\$ 50,836,861,394	0.03908	0.01861	0.05769	\$ 29,327,785
Temple	\$ 1,798,019,461	0.1861	0.0073	0.1934	\$ 3,477,370
Texarkana	\$ 776,024,347	0.0848		0.0848	\$ 658,069
Texas Southmost	\$ 3,737,675,588	0.055111	0.032878	0.087989	\$ 3,288,743
Trinity Valley	\$ 3,637,957,558	0.0615		0.0615	\$ 2,237,344
Tyler	\$ 4,989,577,332	0.1223		0.1223	\$ 6,102,253
Vernon	\$ 721,112,784	0.25004		0.25004	\$ 1,803,070
Victoria	\$ 2,992,953,250	0.1042	0.038	0.1422	\$ 4,255,980
Weatherford	\$ 2,241,704,005	0.0576	0.0301	0.0877	\$ 1,965,974
Western Texas	\$ 677,715,615	0.2923		0.2923	\$ 1,980,963
Wharton	\$ 1,697,679,705	0.16135		0.16135	\$ 2,739,206
Total Valuation & Levy	\$ 453,311,155,172				\$ 412,996,164
Average Total Rate		0.12900214		0.13845	

## 1998-99 Tax and Valuation Texas Public Community Colleges

College	Valuation	1998-99 M&O Rate	1998-99 Debt Rate	1998-99 Total Rate	1998-99 Levy
Alamo	\$ 41,049,017,918	0.09099	0.02051	0.1115	\$ 45,769,655
Alvin	\$ 2,044,900,673	0.197462		0.197462	\$ 4,037,902
Amarillo	\$ 5,515,341,999	0.11353	0.04141	0.15494	\$ 8,545,471
Angelina	\$ 2,259,423,746	0.0705	0.0357	0.1062	\$ 2,399,508
Austin	\$ 30,703,646,660	0.05		0.05	\$ 15,351,823
Blinn	\$ 1,268,970,707	0.0611		0.0611	\$ 775,341
Brazosport	\$ 4,915,523,740	0.07625		0.07625	\$ 3,748,087
Central Texas	\$ 3,089,453,481	0.15		0.15	\$ 4,634,180
Cisco	\$ 106,448,444	0.18828		0.18828	\$ 200,421
Clarendon	\$ 128,854,695	0.1843		0.1843	\$ 237,479
Coastal Bend	\$ 546,108,630	0.14724		0.14724	\$ 804,090
College of the Mainland	\$ 5,707,344,580	0.198815		0.198815	\$ 11,347,057
Collin	\$ 27,169,551,153	0.0788	0.01975	0.09855	\$ 26,775,593
Dallas	\$ 99,599,960,027	0.05		0.05	\$ 49,799,980
Del Mar	\$ 9,304,872,298	0.186481	0.02133	0.207811	\$ 19,336,548
El Paso	\$ 16,990,063,013	0.110751		0.110751	\$ 18,816,665
Frank Phillips	\$ 449,195,992	0.20919		0.20919	\$ 939,673
Galveston	\$ 2,206,698,908	0.1878		0.1878	\$ 4,144,181
Grayson	\$ 3,397,433,568	0.10311		0.10311	\$ 3,503,094
Hill	\$ 746,420,887	0.0760		0.0760	\$ 567,280
<i>Maintenance Tax District</i>	\$ <i>2,024,663,952</i>	<i>0.0500</i>		<i>0.0500</i>	\$ <i>1,012,332</i>
Houston	\$ 51,447,147,122	0.06615		0.06615	\$ 34,032,288
Howard	\$ 1,115,410,673	0.2123		0.2123	\$ 2,368,017
Kilgore	\$ 1,724,751,021	0.16476		0.16476	\$ 2,841,700
Laredo	\$ 4,157,584,115	0.158		0.158	\$ 6,568,983
Lee	\$ 5,325,199,478	0.1872	0.0114	0.1986	\$ 10,575,846
McLennan	\$ 5,166,709,222	0.08921		0.08921	\$ 4,609,221
Midland	\$ 4,540,969,402	0.1574	0.0059	0.1633	\$ 7,415,403
Navarro	\$ 1,139,311,600	0.121773		0.121773	\$ 1,387,374
North Central	\$ 1,129,155,311	0.099	0.0159	0.1149	\$ 1,297,399
North Harris Montgomery	\$ 23,628,082,996	0.0807	0.0391	0.1198	\$ 28,306,443
Northeast Texas	\$ 2,273,625,738	0.05545	0.04455	0.1000	\$ 2,273,626
Odessa	\$ 3,889,852,015	0.1983		0.1983	\$ 7,713,577
Panola	\$ 2,186,980,773	0.12585		0.12585	\$ 2,752,315
Paris	\$ 882,585,213	0.1402	0.0299	0.1701	\$ 1,501,277
Ranger	\$ 62,382,125	0.23		0.23	\$ 143,479
San Jacinto	\$ 21,336,248,700	0.09673	0.01327	0.11	\$ 23,469,874
South Plains	\$ 1,793,231,218	0.2611		0.2611	\$ 4,682,127
South Texas	\$ 11,959,517,698	0.08	0.0118	0.0918	\$ 10,978,837
Southwest Texas	\$ 914,680,896	0.05		0.05	\$ 457,340
Tarrant	\$ 55,244,176,140	0.09011	0.0163	0.10641	\$ 58,785,328
Temple	\$ 1,900,814,406	0.1732	0.0202	0.1934	\$ 3,676,175
Texarkana	\$ 797,063,037	0.0840		0.084	\$ 669,533
Texas Southmost	\$ 4,103,572,419	0.09774	0.028345	0.126085	\$ 5,173,989
Trinity Valley	\$ 3,924,710,930	0.0615		0.0615	\$ 2,413,697
<i>Maintenance Tax District</i>	\$ <i>617,675,838</i>	<i>0.0413</i>		<i>0.0413</i>	\$ <i>255,100</i>
Tyler	\$ 5,313,625,434	0.1223		0.1223	\$ 6,498,564
Vernon	\$ 687,277,764	0.2631		0.2631	\$ 1,808,228
Victoria	\$ 3,164,279,690	0.0386	0.1027	0.1413	\$ 4,471,127
Weatherford	\$ 2,325,317,118	0.0568	0.0271	0.0839	\$ 1,950,941
Western Texas	\$ 650,374,076	0.3143		0.3143	\$ 2,044,126
Wharton	\$ 1,673,185,402	0.16135		0.16135	\$ 2,699,685
<b>Total Valuation &amp; Levy</b>	\$ 484,299,392,641				\$ 466,567,979
<b>Average Rates</b>		0.13135	0.01010	0.14146	

# 1999-2000 Tax and Valuation

## Texas Public Community Colleges

College	Valuation	1999-2000 M&O Rate	1999-2000 Debt Rate	1999-2000 Total Rate	1999-2000 Levy
Alamo	\$ 43,350,735,693	0.08743	0.018531	0.105961	\$ 45,934,873
Alvin	\$ 2,196,601,372	0.2389		0.2389	\$ 5,247,681
Amarillo	\$ 5,776,312,413	0.11404	0.03921	0.15325	\$ 8,852,199
<i>Maintenance Tax District</i>	\$ 1,172,272,140	0.05		0.05	\$ 586,136
Angelina	\$ 2,390,134,887	0.072	0.0332	0.1052	\$ 2,514,422
Austin	\$ 34,904,529,964	0.05		0.05	\$ 17,452,265
Blinn	\$ 1,304,447,135	0.0611		0.0611	\$ 797,017
Brazosport	\$ 5,130,604,432	0.07625		0.07625	\$ 3,912,086
Central Texas	\$ 3,345,248,322	0.149		0.149	\$ 4,984,420
Cisco	\$ 110,018,430	0.18388		0.18388	\$ 202,302
Clarendon	\$ 129,550,184	0.18324		0.18324	\$ 237,388
Coastal Bend	\$ 560,181,640	0.1416		0.1416	\$ 793,217
College of the Mainland	\$ 5,645,337,384	0.215762		0.215762	\$ 12,180,493
Collin	\$ 31,331,924,855	0.08	0.016723	0.096723	\$ 30,305,178
Dallas	\$ 109,167,519,669	0.05		0.05	\$ 54,583,760
Del Mar	\$ 9,536,054,799	0.19985	0.020616	0.220466	\$ 21,023,759
El Paso	\$ 17,640,371,246	0.110751		0.110751	\$ 19,536,888
Frank Phillips	\$ 471,047,332	0.20919		0.20919	\$ 985,384
Galveston	\$ 2,266,587,126	0.1978		0.1978	\$ 4,483,309
Grayson	\$ 3,496,383,911	0.10311		0.10311	\$ 3,605,121
Hill	\$ 775,319,741	0.0760		0.0760	\$ 589,243
<i>Maintenance Tax District</i>	\$ 2,614,982,319	0.0500		0.0500	\$ 1,307,491
Houston	\$ 56,742,368,610	0.069833		0.069833	\$ 39,624,898
Howard	\$ 1,170,719,064	0.25854		0.25854	\$ 3,026,777
Kilgore	\$ 1,674,586,112	0.1689		0.1689	\$ 2,828,376
Laredo	\$ 4,463,547,806	0.1642		0.1642	\$ 7,329,145
Lee	\$ 5,193,761,545	0.1874	0.0112	0.1986	\$ 10,314,810
McLennan	\$ 5,474,721,469	0.085733	0.02782	0.113553	\$ 6,216,710
Midland	\$ 4,461,555,999	0.1572	0.0061	0.1633	\$ 7,285,721
Navarro	\$ 1,245,258,272	0.121773		0.121773	\$ 1,516,388
North Central	\$ 1,185,480,394	0.1011		0.1011	\$ 1,198,521
North Harris Montgomery	\$ 30,887,081,969	0.0777	0.0397	0.1174	\$ 36,261,434
Northeast Texas	\$ 2,221,384,914	0.05725	0.04275	0.1000	\$ 2,221,385
Odessa	\$ 3,871,675,351	0.1984		0.1984	\$ 7,681,404
Panola	\$ 1,954,616,995	0.140417		0.140417	\$ 2,744,615
Paris	\$ 941,643,485	0.1496	0.0168	0.1664	\$ 1,566,895
Ranger	\$ 60,264,240	0.24		0.24	\$ 144,634
San Jacinto	\$ 22,187,620,660	0.09657	0.01343	0.11	\$ 24,406,383
South Plains	\$ 1,351,340,307	0.3481		0.3481	\$ 4,704,016
South Texas	\$ 12,486,529,987	0.08	0.012	0.092	\$ 11,487,608
Southwest Texas	\$ 988,069,938	0.05		0.05	\$ 494,035
Tarrant	\$ 59,936,676,171	0.092	0.01441	0.10641	\$ 63,778,617
Temple	\$ 1,973,323,044	0.1746	0.0188	0.1934	\$ 3,816,407
Texarkana	\$ 828,196,570	0.0834		0.0834	\$ 690,716
Texas Southmost	\$ 4,944,006,077	0.096311	0.025715	0.122026	\$ 6,032,973
Trinity Valley	\$ 4,057,142,947	0.064		0.064	\$ 2,596,571
<i>Maintenance Tax District</i>	\$ 680,103,592	0.04064		0.04064	\$ 276,394
Tyler	\$ 5,516,657,746	0.1223		0.1223	\$ 6,746,872
Vernon	\$ 673,744,201	0.26457		0.26457	\$ 1,782,525
Victoria	\$ 3,252,645,954	0.1087	0.0307	0.1394	\$ 4,534,188
Weatherford	\$ 2,995,877,032	0.101	0.024	0.125	\$ 3,744,846
Western Texas	\$ 586,075,659	0.3143		0.3143	\$ 1,842,036
Wharton	\$ 1,677,059,901	0.15635		0.15635	\$ 2,622,083
<b>Total Valuation &amp; Levy</b>	<b>\$ 528,999,901,005</b>				<b>\$ 509,632,615</b>
<b>Average Rates</b>		<b>0.13860</b>	<b>0.00823</b>	<b>0.14684</b>	

**2000-01 Tax and Valuation**  
Texas Public Community Colleges

College	Valuation	2000-01 M&O Rate	2000-01 Debt Rate	2000-01 Total Rate	2000-01 Levy
Alamo	\$ 47,399,273,006	0.0898	0.0171	0.1069	\$ 50,669,823
Alvin	\$ 2,382,593,786	0.2389		0.2389	\$ 5,692,017
Amarillo	\$ 6,201,847,045	0.11343	0.03647	0.1499	\$ 9,296,569
<i>Maintenance Tax District</i>	\$ 1,281,569,426	0.0473		0.0473	\$ 606,182
Angelina	\$ 2,442,043,944	0.0747	0.0305	0.1052	\$ 2,569,030
Austin	\$ 38,636,085,031	0.05		0.05	\$ 19,318,043
Blinn	\$ 1,332,379,180	0.0598		0.0598	\$ 796,763
Brazosport	\$ 5,377,684,482	0.085		0.085	\$ 4,571,032
Central Texas	\$ 3,382,050,924	0.1485		0.1485	\$ 5,022,346
Cisco	\$ 112,735,530	0.1793		0.1793	\$ 202,135
Clarendon	\$ 135,540,080	0.18324		0.18324	\$ 248,364
Coastal Bend	\$ 564,949,860	0.139212		0.139212	\$ 786,478
College of the Mainland	\$ 5,779,604,515	0.218		0.218	\$ 12,599,538
Collin	\$ 36,381,510,229	0.08	0.014049	0.094049	\$ 34,216,447
Dallas	\$ 117,401,360,744	0.05		0.05	\$ 58,700,680
Del Mar	\$ 9,691,224,136	0.200635	0.019831	0.220466	\$ 21,365,854
El Paso	\$ 18,233,624,597	0.127499		0.127499	\$ 23,247,689
Frank Phillips	\$ 478,552,082	0.2118		0.2118	\$ 1,013,573
Galveston	\$ 2,452,389,517	0.1978		0.1978	\$ 4,850,826
Grayson	\$ 3,734,828,002	0.10311		0.10311	\$ 3,850,981
Hill	\$ 829,223,206	0.0770		0.0770	\$ 638,502
<i>Maintenance Tax District</i>	\$ 2,854,832,866	.0414 to .05		.0414 to .05	\$ 137,146,743
Houston	\$ 61,202,444,835	0.082333		0.082333	\$ 50,389,809
Howard	\$ 1,073,276,860	0.25854		0.25854	\$ 2,774,850
Kilgore	\$ 1,679,033,114	0.1689		0.1689	\$ 2,835,887
Laredo	\$ 4,815,178,331	0.1706		0.1706	\$ 8,214,694
Lee	\$ 5,574,199,483	0.195	0.0243	0.2193	\$ 12,224,219
McLennan	\$ 5,862,944,645	0.091316	0.026039	0.117355	\$ 6,880,459
Midland	\$ 4,545,014,450	0.1572	0.0061	0.1633	\$ 7,422,009
Navarro	\$ 1,357,264,815	0.141773		0.141773	\$ 1,924,235
North Central	\$ 1,207,978,401	0.1032		0.1032	\$ 1,246,634
North Harris Montgomery	\$ 34,733,978,567	0.0735	0.0365	0.11	\$ 38,207,376
Northeast Texas	\$ 2,558,709,510	0.0595	0.0405	0.1000	\$ 2,558,710
Odessa	\$ 4,037,858,503	0.1984		0.1984	\$ 8,011,111
Panola	\$ 2,020,790,645	0.13923		0.13923	\$ 2,813,547
Paris	\$ 986,696,222	0.1314	0.0331	0.1645	\$ 1,623,115
Ranger	\$ 61,793,410	0.23991		0.23991	\$ 148,249
San Jacinto	\$ 23,206,026,732	0.09657	0.02943	0.126	\$ 29,239,594
South Plains	\$ 1,503,232,434	0.3129		0.3129	\$ 4,703,614
South Texas	\$ 13,519,829,625	0.08	0.0122	0.0922	\$ 12,465,283
Southwest Texas	\$ 1,035,611,216	0.05		0.05	\$ 517,806
Tarrant	\$ 66,174,768,028	0.09369	0.01272	0.10641	\$ 70,416,571
Temple	\$ 2,027,470,764	0.1769	0.0187	0.1956	\$ 3,965,733
Texarkana	\$ 840,207,129	0.0840		0.084	\$ 705,774
Texas Southmost	\$ 4,791,841,624	0.105841	0.025559	0.1314	\$ 6,296,480
Trinity Valley	\$ 4,638,152,054	0.062		0.062	\$ 2,875,654
<i>Maintenance Tax District</i>	\$ 705,552,796	0.043		0.043	\$ 303,388
Tyler	\$ 5,945,343,477	0.1223		0.1223	\$ 7,271,155
Vernon	\$ 629,764,362	0.28382		0.28382	\$ 1,787,397
Victoria	\$ 3,392,568,826	0.1059	0.0335	0.1394	\$ 4,729,241
Weatherford	\$ 3,218,947,072	0.1068	0.0221	0.1289	\$ 4,149,223
Western Texas	\$ 649,887,803	0.3067		0.3067	\$ 1,993,206
Wharton	\$ 1,696,924,470	0.15635		0.15635	\$ 2,653,141
<b>Total Valuation &amp; Levy</b>	<b>\$ 572,779,192,391</b>				<b>\$ 698,757,776</b>
<b>Average Rates</b>		<b>0.13965</b>	<b>0.00877</b>	<b>0.14842</b>	

**2001-02 Tax and Valuation**  
**Texas Public Community Colleges**

College	Valuation	2001-02 M&O Rate	2001-02 Debt Rate	2001-02 Total Rate	2001-02 Levy
Alamo	\$ 51,450,070,850	0.0898	0.0148	0.1046	\$ 53,816,774
Alvin	\$ 2,598,312,704	0.2411		0.2411	\$ 6,264,532
Amarillo	\$ 6,479,586,867	0.11938	0.03477	0.15415	\$ 9,988,283
<i>Maintenance Tax District</i>	<i>\$ 1,567,512,890</i>	<i>0.04306</i>		<i>0.04306</i>	<i>\$ 674,971</i>
Angelina	\$ 2,539,334,087	0.0759	0.0315	0.1074	\$ 2,727,245
Austin	\$ 45,905,208,453	0.05		0.05	\$ 22,952,604
Blinn	\$ 1,630,367,962	0.0544		0.0544	\$ 886,920
Brazosport	\$ 5,282,616,787	0.085		0.085	\$ 4,490,224
Central Texas	\$ 3,536,694,762	0.1485		0.1485	\$ 5,251,992
Cisco	\$ 123,722,742	0.17016		0.17016	\$ 210,527
Clarendon	\$ 141,919,241	0.18324		0.18324	\$ 260,053
Coastal Bend	\$ 691,039,445	0.12565		0.12565	\$ 868,291
College of the Mainland	\$ 6,206,581,919	0.218		0.218	\$ 13,530,349
Collin	\$ 41,929,246,552	0.08	0.012843	0.092843	\$ 38,928,370
Dallas	\$ 127,870,716,165	0.06		0.06	\$ 76,722,430
Del Mar	\$ 10,171,290,057	0.201161	0.018719	0.21988	\$ 22,364,633
El Paso	\$ 19,225,668,503	0.127499		0.127499	\$ 24,512,535
Frank Phillips	\$ 500,576,969	0.2118		0.2118	\$ 1,060,222
<i>Maintenance Tax District</i>	<i>\$ 607,057,600</i>	<i>0.05</i>		<i>0.05</i>	<i>\$ 303,529</i>
Galveston	\$ 2,593,138,352	0.1952		0.1952	\$ 5,061,806
Grayson	\$ 3,974,062,302	0.11031		0.11031	\$ 4,383,788
Hill	\$ 873,104,396	0.0777		0.0777	\$ 678,402
<i>Maintenance Tax District</i>	<i>\$ 3,167,328,420</i>	<i>.039 to .049</i>		<i>.039 to .049</i>	<i>\$ 1,471,947</i>
Houston	\$ 68,654,814,640	0.081233		0.081233	\$ 55,770,366
Howard	\$ 1,183,921,044	0.25854		0.25854	\$ 3,060,909
Kilgore	\$ 1,910,841,150	0.1689		0.1689	\$ 3,227,411
Laredo	\$ 5,177,011,780	0.171433	0.045214	0.216647	\$ 11,215,841
Lee	\$ 6,078,424,450	0.178689	0.029724	0.208413	\$ 12,668,227
McLennan	\$ 6,121,683,259	0.0956034	0.0241065	0.1197099	\$ 7,328,261
Midland	\$ 5,168,020,750	0.1778	0.0054	0.1832	\$ 9,467,814
Navarro	\$ 1,431,390,429	0.1405		0.1405	\$ 2,011,104
North Central	\$ 1,374,909,001	0.10355		0.10355	\$ 1,423,718
North Harris Montgomery	\$ 57,540,649,580	0.076	0.034	0.11	\$ 63,294,715
Northeast Texas	\$ 2,897,151,143	0.0595	0.0405	0.1000	\$ 2,897,151
Odessa	\$ 4,485,963,417	0.1984		0.1984	\$ 8,900,151
Panola	\$ 2,681,904,505	0.10828		0.10828	\$ 2,903,966
Paris	\$ 1,047,522,202	0.1678	0.008	0.1758	\$ 1,841,544
Ranger	\$ 64,267,566	0.24		0.24	\$ 154,242
San Jacinto	\$ 24,995,825,860	0.10128	0.02943	0.13071	\$ 32,672,044
South Plains	\$ 2,013,217,468	0.251205		0.251205	\$ 5,057,303
South Texas	\$ 15,523,154,306	0.079	0.0107	0.0897	\$ 13,924,269
Southwest Texas	\$ 1,106,232,844	0.06		0.06	\$ 663,740
Tarrant	\$ 73,584,508,083	0.09471	0.0117	0.10641	\$ 78,301,275
Temple	\$ 2,070,192,369	0.1776	0.018	0.1956	\$ 4,049,296
Texarkana	\$ 909,732,985	0.0806		0.0806	\$ 733,245
Texas Southmost	\$ 5,302,080,852	0.108835	0.022565	0.1314	\$ 6,966,934
Trinity Valley	\$ 5,233,471,659	0.0615		0.0615	\$ 3,218,585
<i>Maintenance Tax District</i>	<i>\$ 726,883,143</i>	<i>0.0455</i>		<i>0.0455</i>	<i>\$ 330,732</i>
Tyler	\$ 6,448,459,425	0.1223		0.1223	\$ 7,886,466
Vernon	\$ 781,543,707	0.2625		0.2625	\$ 2,051,552
Victoria	\$ 3,529,700,933	0.1085	0.0309	0.1394	\$ 4,920,403
Weatherford	\$ 3,518,791,389	0.1132	0.0206	0.1338	\$ 4,708,143
Western Texas	\$ 809,569,765	0.2658		0.2658	\$ 2,151,836
Wharton	\$ 2,008,157,063	0.15635		0.15635	\$ 3,139,754
<b>Total Valuation &amp; Levy</b>	<b>\$ 653,445,154,792</b>				<b>\$ 654,351,423</b>
<b>Average Rates</b>		<b>0.13789</b>	<b>0.00887</b>	<b>0.14676</b>	

**2002-03 Tax and Valuation**  
**Texas Public Community Colleges**

College	Valuation	2002-03 M&O Rate	2002-03 Debt Rate	2002-03 Total Rate	2002-03 Levy
Alamo	\$54,655,202,845	0.0923	0.0148	0.1071	\$58,535,722
Alvin	\$2,548,171,278	0.2553		0.2553	\$6,505,481
Amarillo	\$6,799,639,317	0.12357	0.03264	0.15621	\$10,621,717
<i>Maintenance Tax District</i>	<i>\$1,550,050,613</i>	<i>0.04608</i>		<i>0.04608</i>	<i>\$714,263</i>
Angelina	\$2,679,341,289	0.0787	0.0293	0.108	\$2,893,689
Austin	\$47,670,370,581	0.05		0.05	\$23,835,185
Blinn	\$1,710,340,073	0.0549		0.0549	\$938,977
Brazosport	\$5,338,449,798	0.085		0.085	\$4,537,682
Central Texas	\$3,753,346,826	0.1475		0.1475	\$5,536,187
Cisco	\$128,912,350	0.17016		0.17016	\$219,357
Clarendon	\$151,792,932	0.18324		0.18324	\$278,145
Coastal Bend	\$774,597,500	0.1222		0.1222	\$946,558
College of the Mainland	\$6,141,892,616	0.23187		0.23187	\$14,241,206
Collin	\$46,733,205,941	0.08	0.011946	0.091946	\$42,969,314
Dallas	\$130,932,366,627	0.06		0.06	\$78,559,420
Del Mar	\$10,575,929,428	0.201866	0.018014	0.21988	\$23,254,354
El Paso	\$19,782,749,960	0.131389		0.131389	\$25,992,357
Frank Phillips	\$490,698,090	0.22		0.22	\$1,079,536
<i>Maintenance Tax District</i>	<i>\$621,215,276</i>	<i>0.03</i>		<i>0.03</i>	<i>\$186,365</i>
Galveston	\$2,834,180,528	0.1952		0.1952	\$5,532,320
Grayson	\$4,212,055,350	0.12		0.12	\$5,054,466
Hill	\$974,129,364	0.072924		0.072924	\$710,374
<i>Maintenance Tax District</i>	<i>\$3,218,364,473</i>	<i>0.045878</i>		<i>0.045878</i>	<i>\$1,476,521</i>
Houston	\$69,682,378,066	0.08133		0.08133	\$56,672,678
Howard	\$1,134,369,124	0.26985		0.26985	\$3,061,095
Kilgore	\$1,974,755,960	0.1689		0.1689	\$3,335,363
Laredo	\$5,692,018,044	0.174	0.0525	0.2265	\$12,892,421
Lee	\$6,645,329,440	0.180413	0.028	0.208413	\$13,849,730
McLennan	\$7,019,596,897	0.09477	0.021757	0.116527	\$8,179,726

**2002-03 Tax and Valuation  
Texas Public Community Colleges**

College	Valuation	2002-03 M&O Rate	2002-03 Debt Rate	2002-03 Total Rate	2002-03 Levy
Midland	\$5,072,092,294	0.1852	0.0054	0.1906	\$9,667,408
Navarro	\$1,485,635,578	0.1405		0.1405	\$2,087,318
North Central	\$1,503,722,455	0.10428		0.10428	\$1,568,082
North Harris Montgomery	\$66,031,057,467	0.0742	0.0313	0.1055	\$69,662,766
Northeast Texas	\$2,819,454,079	0.062	0.038	0.10	\$2,819,454
Odessa	\$4,490,860,666	0.20		0.20	\$8,981,721
Panola	\$2,569,624,153	0.11647		0.11647	\$2,992,841
Paris	\$1,080,489,364	0.1783	0.0021	0.1804	\$1,949,203
Ranger	\$66,323,360	0.24		0.24	\$159,176
San Jacinto	\$23,989,965,980	0.10128	0.02943	0.13071	\$31,357,285
South Plains	\$1,787,910,399	0.28165		0.28165	\$5,035,650
South Texas	\$16,471,686,559	0.11	0.0676	0.1776	\$29,253,715
Southwest Texas	\$1,152,999,492	0.09		0.09	\$1,037,700
Tarrant	\$76,803,883,942	0.12876	0.01062	0.13938	\$107,049,253
Temple	\$2,188,851,532	0.1776	0.0469	0.2245	\$4,913,972
Texarkana	\$922,107,640	0.0831		0.0831	\$766,271
Texas Southmost	\$5,810,141,434	0.11012	0.02128	0.1314	\$7,634,526
Trinity Valley	\$5,728,794,666	0.0615		0.0615	\$3,523,209
<i>Maintenance Tax District</i>	<i>\$809,882,069</i>	<i>0.0441</i>		<i>0.0441</i>	<i>\$357,158</i>
Tyler	\$6,718,662,571	0.1223		0.1223	\$8,216,924
Vernon	\$720,251,745	0.28652		0.28652	\$2,063,665
Victoria	\$3,555,335,656	0.107	0.0324	0.1394	\$4,956,138
Weatherford	\$4,115,573,635	0.1104	0.0174	0.1278	\$5,259,703
Western Texas	\$849,854,629	0.27		0.27	\$2,294,607
Wharton	\$1,980,942,601	0.16738		0.16738	\$3,315,702
<b>Total Valuation &amp; Levy</b>	<b>\$685,151,554,552</b>				<b>\$729,533,657</b>
<b>Average Rates</b>		<b>0.14308</b>	<b>0.01023</b>	<b>0.15331</b>	

**2003-04 Tax and Valuation  
Texas Public Community Colleges**

College	Valuation	2003-04 M&O Rate	2003-04 Debt Rate	2003-04 Total Rate	2003-04 Levy
Alamo	\$58,627,336,438	0.0923	0.01475	0.10705	\$62,760,564
Alvin	\$2,757,605,735	0.254766		0.254766	\$7,025,442
Amarillo	\$7,123,181,499	0.12868	0.03074	0.15942	\$11,355,776
<i>Maintenance Tax District</i>	<i>\$1,548,126,870</i>	<i>0.05</i>		<i>0.05</i>	<i>\$774,063</i>
Angelina	\$2,677,207,910	0.0845	0.0296	0.1141	\$3,054,694
Austin	\$48,405,492,131	0.07	0.0071	0.0771	\$37,320,634
Blinn	\$1,745,206,128	0.0567		0.0567	\$989,532
Brazosport	\$5,470,974,021	0.105		0.105	\$5,744,523
Central Texas	\$4,041,498,200	0.1475		0.1475	\$5,961,210
Cisco	\$152,107,390	0.15		0.15	\$228,161
Clarendon	\$152,255,872	0.1987		0.1987	\$302,532
Coastal Bend	\$768,527,710	0.177		0.177	\$1,360,294
College of the Mainland	\$6,015,372,392	0.26306		0.26306	\$15,824,039
Collin	\$49,186,131,414	0.08	0.011932	0.091932	\$45,217,794
Dallas	\$132,486,360,590	0.0778		0.0778	\$103,074,389
Del Mar	\$11,263,314,933	0.193399	0.042262	0.235661	\$26,543,241
El Paso	\$20,294,105,175	0.136357		0.136357	\$27,672,433
Frank Phillips	\$478,317,010	0.22		0.22	\$1,052,297
<i>Maintenance Tax District</i>	<i>\$558,060,645</i>	<i>0.03</i>		<i>0.03</i>	<i>\$167,418</i>
Galveston	\$2,946,184,404	0.1952		0.1952	\$5,750,952
Grayson	\$4,275,734,539	0.1263		0.1263	\$5,400,253
Hill	\$1,031,581,881	0.0715		0.0715	\$737,581
<i>Maintenance Tax District</i>	<i>\$3,640,304,502</i>	<i>.036 to .048</i>		<i>.036 to .048</i>	<i>\$1,601,514</i>
Houston	\$74,748,261,707	0.081333		0.081333	\$60,795,004
Howard	\$1,105,730,139	0.28		0.28	\$3,096,044
Kilgore	\$1,997,539,895	0.1789		0.1789	\$3,573,599
Laredo	\$6,134,650,791	0.19	0.05	0.24	\$14,723,162
Lee	\$6,604,936,200	0.182459	0.025954	0.208413	\$13,765,546
McLennan	\$7,415,057,838	0.106193	0.019853	0.126046	\$9,346,384
Midland	\$5,211,345,741	0.1906		0.1906	\$9,932,825
Navarro	\$1,486,091,658	0.1405		0.1405	\$2,087,959
North Central	\$1,637,680,829	0.11023		0.11023	\$1,805,216
North Harris Montgomery	\$68,785,525,039	0.0798	0.0347	0.1145	\$78,759,426
Northeast Texas	\$2,796,970,751	0.06	0.04	0.10	\$2,796,971
Odessa	\$4,630,647,458	0.20		0.20	\$9,261,295
Panola	\$2,343,543,659	0.13483		0.13483	\$3,159,800
Paris	\$1,104,663,143	0.1907	0.0025	0.1932	\$2,134,209
Ranger	\$66,307,210	0.24		0.24	\$159,137
San Jacinto	\$25,926,018,466	0.11	0.03	0.14	\$36,296,426
South Plains	\$1,800,246,209	0.28165		0.28165	\$5,070,393
South Texas	\$17,473,348,169	0.11	0.06	0.17	\$29,704,692
Southwest Texas	\$1,214,689,337	0.09		0.09	\$1,093,220
Tarrant	\$80,222,858,113	0.12939	0.00999	0.13938	\$111,814,620
Temple	\$2,255,640,446	0.1789	0.0456	0.2245	\$5,063,913
Texarkana	\$954,937,830	0.0835		0.0835	\$797,373
Texas Southmost	\$6,253,829,856	0.112041	0.019359	0.1314	\$8,217,532
Trinity Valley	\$6,252,958,423	0.0615		0.0615	\$3,845,569
<i>Maintenance Tax District</i>	<i>\$798,165,707</i>	<i>0.0485</i>		<i>0.0485</i>	<i>\$387,110</i>
Tyler	\$7,108,825,854	0.1223		0.1223	\$8,694,094
Vernon	\$700,150,164	0.28652		0.28652	\$2,006,070
Victoria	\$3,549,005,009	0.1166	0.0325	0.1491	\$5,291,566
Weatherford	\$4,446,886,491	0.114	0.0159	0.1299	\$5,776,506
Western Texas	\$997,600,325	0.2489		0.2489	\$2,483,027
Wharton	\$2,062,859,230	0.17401		0.17401	\$3,589,581
<b>Total Valuation &amp; Levy</b>	<b>\$713,731,959,076</b>				<b>\$815,447,606</b>
<b>Average Rates</b>		<b>0.14827</b>	<b>0.01045</b>	<b>0.15873</b>	



**2004-05 Tax and Valuation**  
Texas Public Community Colleges

College	Valuation	2004-05 M&O Rate	2004-05 Debt Rate	2004-05 Total Rate	2004-05 Levy
Alamo	62,353,215,959	0.0923	0.01475	0.10705	\$66,749,118
Alvin	3,204,390,953	0.240561		0.240561	\$7,708,515
Amarillo	7,579,735,192	0.13169	0.02874	0.16043	\$12,160,169
<i>Maintenance Tax District</i>	<i>1,731,612,040</i>	<i>0.04846</i>		<i>0.04846</i>	<i>\$839,139</i>
Angelina	2,769,114,392	0.0894	0.026	0.1154	\$3,195,558
Austin	49,272,088,288	0.08	0.01	0.09	\$44,344,879
Blinn	1,836,256,249	0.0552		0.0552	\$1,013,613
Brazosport	5,527,433,199	0.114		0.114	\$6,301,274
Central Texas	4,342,805,438	0.147		0.147	\$6,383,924
Cisco	163,187,820	0.15017		0.15017	\$245,059
Clarendon	159,962,119	0.2065		0.2065	\$330,322
Coastal Bend	823,118,010	0.172		0.172	\$1,415,763
College of the Mainland	6,703,297,623	0.24528		0.24528	\$16,441,848
Collin	52,289,610,384	0.08	0.010646	0.090646	\$47,398,440
Dallas	134,404,944,574	0.0778	0.0025	0.0803	\$107,927,170
Del Mar	11,961,223,991	0.193399	0.040371	0.23377	\$27,961,753
El Paso	22,003,220,803	0.136637		0.136637	\$30,064,541
Frank Phillips	483,427,480	0.22		0.22	\$1,063,540
<i>Maintenance Tax District</i>	<i>629,251,600</i>	<i>0.05</i>		<i>0.05</i>	<i>\$314,626</i>
Galveston	3,243,943,367	0.1952		0.1952	\$6,332,177
Grayson	4,631,612,360	0.13411		0.13411	\$6,211,455
Hill	1,525,398,891	0.07		0.07	\$1,067,779
<i>Maintenance Tax District</i>	<i>3,672,499,642</i>	<i>.033 to .048</i>		<i>.033 to .048</i>	<i>\$1,592,652</i>
Houston	80,374,399,473	0.081333	0.014644	0.095977	\$77,140,937
Howard	1,142,979,337	0.27561		0.27561	\$3,150,165
Kilgore	2,214,607,555	0.1789		0.1789	\$3,961,933
Laredo	6,915,551,779	0.194	0.042	0.236	\$16,320,702
Lee	6,837,502,050	0.182234	0.026179	0.208413	\$14,250,243
McLennan	8,237,569,641	0.108545	0.017501	0.126046	\$10,383,127
Midland	5,602,959,815	0.1906		0.1906	\$10,679,241
Navarro	1,624,861,994	0.1405		0.1405	\$2,282,931
North Central	1,819,916,054	0.10029		0.10029	\$1,825,194
North Harris Montgomery	73,700,000,000	0.0798	0.0347	0.1145	\$84,386,500
Northeast Texas	3,195,487,961	0.06418	0.03488	0.09906	\$3,165,450
Odessa	5,045,468,237	0.20		0.20	\$10,090,936
Panola	2,787,586,161	0.11717		0.11717	\$3,266,215
Paris	1,151,813,270	0.1922		0.1922	\$2,213,785
Ranger	65,487,870	0.24		0.24	\$157,171
San Jacinto	27,568,224,130	0.1097	0.02943	0.13913	\$38,355,670
South Plains	1,954,893,794	0.26505		0.26505	\$5,181,446
South Texas	19,700,634,741	0.11	0.0547	0.1647	\$32,446,945
Southwest Texas	1,301,056,474	0.11		0.11	\$1,431,162
Tarrant	89,102,371,181	0.12983	0.00955	0.13938	\$124,190,885
Temple	2,353,184,949	0.1738	0.0416	0.2154	\$5,068,760
Texarkana	1,043,815,025	0.082		0.082	\$855,928
Texas Southmost	7,037,106,494	0.111825	0.016957	0.128782	\$9,062,526
Trinity Valley	6,753,047,121	0.0615		0.0615	\$4,153,124
<i>Maintenance Tax District</i>	<i>\$823,687,090</i>	<i>0.05</i>		<i>0.05</i>	<i>\$411,844</i>
Tyler	7,578,764,173	0.1623		0.1623	\$12,300,334
Vernon	765,796,700	0.26195		0.26195	\$2,006,004
Victoria	3,711,210,077	0.1148	0.0313	0.1461	\$5,422,078
Weatherford	4,899,271,039	0.1154	0.0144	0.1298	\$6,359,254
Western Texas	1,231,613,184	0.2178		0.2178	\$2,682,454
Wharton	2,179,120,482	0.16892		0.16892	\$3,680,970
<b>Total Valuation &amp; Levy</b>	<b>\$760,031,338,225</b>				<b>\$893,947,235</b>
<b>Average Rates</b>		<b>0.14743</b>	<b>0.01002</b>	<b>0.15745</b>	

# of colleges responding	50
--------------------------	----

**Academic Year 2005-06 Tax and Valuation  
Texas Public Community Colleges**

College	Valuation	2005-06 M&O Rate	2005-06 Debt Rate	2005-06 Total Rate	2005-06 Levy
Alamo	70,051,241,214	0.0923	0.01475	0.10705	\$74,989,854
Alvin	3,799,795,271	0.208306	0.029249	0.237555	\$9,026,604
Amarillo	7,900,113,657	0.13296	0.02747	0.16043	\$12,674,152
<i>Maintenance Tax District</i>	<i>2,566,979,373</i>	<i>.04612 to .05</i>		<i>.04612 to .05</i>	<i>\$1,207,263</i>
Angelina	2,912,572,640	0.0909	0.025	0.1156	\$3,366,934
Austin	53,869,912,191	0.09	0.0091	0.0991	\$53,385,083
Blinn	1,735,974,984	0.051		0.051	\$885,347
Brazosport	5,839,765,280	0.119		0.119	\$6,949,321
Central Texas	4,819,087,918	0.146		0.146	\$7,035,868
Cisco	179,594,020	0.15017		0.15017	\$269,696
Clarendon	166,307,204	0.2065		0.2065	\$343,424
Coastal Bend	900,135,165	0.16189		0.16189	\$1,457,229
College of the Mainland	7,278,442,251	0.24302		0.24302	\$17,688,070
Collin	56,262,029,392	0.08	0.009422	0.089422	\$50,310,632
Dallas	140,647,666,399	0.0778	0.0038	0.0816	\$114,768,496
Del Mar	12,865,532,757	0.190908	0.037419	0.228327	\$29,375,485
El Paso	23,593,908,630	0.132844		0.132844	\$31,343,092
Frank Phillips	495,955,070	0.22		0.22	\$1,091,101
<i>Maintenance Tax District</i>	<i>678,368,600</i>	<i>0.05</i>		<i>0.05</i>	<i>\$339,184</i>
Galveston	3,970,203,693	0.1918		0.1918	\$7,614,851
Grayson	5,020,358,343	0.14002		0.14002	\$7,029,506
Hill	1,177,832,624	0.07		0.067775	\$798,276
<i>Maintenance Tax District</i>	<i>3,653,336,479</i>	<i>0.0255 to 0.05</i>		<i>0.0255 to 0.05</i>	<i>\$1,674,003</i>
Houston	83,165,500,060	0.081333	0.014436	0.095769	\$79,646,768
Howard	1,240,419,918	0.273		0.273	\$3,386,346
Kilgore	2,505,384,684	0.174		0.174	\$4,359,369
Laredo	7,527,317,767	0.190315	0.043397	0.233712	\$17,592,245
Lee	7,158,132,936	0.18299	0.023780	0.20677	\$14,800,871
McLennan	8,648,049,449	0.104593	0.016483	0.121076	\$10,470,712
Midland	6,309,278,023	0.1794	0.0453	0.2247	\$14,176,948
Navarro	1,740,732,641	0.1405		0.1405	\$2,445,729
North Central Texas	1,950,989,658	0.0932		0.0932	\$1,818,322
North Harris Montgomery	80,562,339,779	0.086	0.0347	0.1207	\$97,238,744
Northeast Texas	3,477,431,103	0.06392	0.03231	0.09623	\$3,346,332
Odessa	5,819,985,993	0.20		0.20	\$11,639,972
Panola	3,309,985,772	0.10085		0.10085	\$3,338,121
Paris	1,139,747,527	0.1922		0.1922	\$2,190,595
Ranger	71,480,010	0.24		0.24	\$171,552
San Jacinto	28,324,291,465	0.1159	0.02944	0.145365	\$41,173,606
South Plains	2,518,364,291	0.24650		0.246497	\$6,207,692
South Texas	21,411,282,310	0.11	0.0489	0.1589	\$34,022,528
Southwest Texas	1,287,165,313	0.11		0.11	\$1,415,882
Tarrant	92,396,145,630	0.13046	0.00892	0.13938	\$128,781,748
Temple	2,646,005,795	0.1667	0.0387	0.2054	\$5,434,896
Texarkana	1,062,812,747	0.0827		0.0827	\$878,946
Texas Southmost	7,663,218,167	0.109161	0.053611	0.162772	\$12,473,573
Trinity Valley	8,124,579,326	0.0640		0.064	\$5,199,731
<i>Maintenance Tax District</i>	<i>\$873,253,708</i>	<i>0.05</i>		<i>0.05</i>	<i>\$436,627</i>
Tyler	8,181,921,079	0.1272		0.127169	\$10,404,867
Vernon	804,324,340	0.24993		0.24993	\$2,010,248
Victoria	3,954,906,247	0.1129	0.0287	0.1416	\$5,600,147
Weatherford	5,685,314,665	0.1034	0.0136	0.117	\$6,651,818
Western Texas	1,777,596,908	0.1596		0.1596	\$2,837,045
Wharton	2,521,592,035	0.15595		0.15595	\$3,932,423
<b>Total Valuation &amp; Levy</b>	<b>\$814,244,662,501</b>				<b>\$967,707,875</b>
<b>Average Rates</b>		<b>0.14280</b>	<b>0.01176</b>	<b>0.15456</b>	

# of colleges responding	50
--------------------------	----

**Academic Year 2006-07 Tax and Valuation  
Texas Public Community Colleges**

<b>College</b>	<b>Valuation</b>	<b>M&amp;O Rate</b>	<b>Debt Rate</b>	<b>Total Rate</b>	<b>2006-07 Levy</b>
Alamo	74,721,486,021	0.0923	0.04475	0.13705	102,405,797
Alvin	4,478,532,545	0.193221	0.0263	0.219521	9,831,319
Amarillo	8,416,761,156	0.13467	0.02576	0.16043	13,503,010
<i>Maintenance Tax Districts</i>	<i>2,915,106,047</i>	<i>.044 to .0493</i>		<i>.044 to .0493</i>	<i>1,320,145</i>
Angelina	2,988,457,537	0.0947	0.0243	0.119	3,556,264
Austin	71,122,215,575	0.09	0.0065	0.0965	68,632,938
Blinn	1,942,849,792	0.0513		0.051	996,682
Brazosport	6,256,635,012	0.122		0.122	7,633,095
Central Texas	5,252,017,219	0.142		0.142	7,457,864
Cisco	232,144,370	0.13176		0.13176	305,873
Clarendon	169,739,152	0.2065		0.2065	350,511
Coastal Bend	911,000,000	0.15369		0.15369	1,400,116
College of the Mainland	8,231,320,152	0.23345		0.23345	19,216,017
Collin	61,973,486,757	0.08	0.007683	0.087683	54,340,212
Dallas	151,810,313,601	0.0778	0.0032	0.081	122,966,354
Del Mar	14,084,424,382	0.190908	0.064815	0.255723	36,017,113
El Paso	26,853,617,370	0.120998		0.120998	32,492,340
Frank Phillips	523,782,270	0.22		0.22	1,152,321
<i>Maintenance Tax District</i>	<i>752,000,000</i>	<i>0.05</i>		<i>0.05</i>	<i>376,000</i>
Galveston	4,190,234,932	0.17		0.17	7,123,399
Grayson	5,543,144,214	0.147739		0.147739	8,189,386
Hill	1,190,067,976	0.066472		0.066472	791,062
<i>Maintenance Tax Districts</i>	<i>4,366,464,758</i>	<i>.0159 to .0449</i>		<i>.0159 to .0449</i>	<i>1,702,830</i>
Houston	91,844,567,892	0.081333	0.013842	0.095175	87,413,067
Howard	1,518,981,240	0.2412		0.2412	3,663,783
Kilgore	2,867,505,934	0.164		0.164	4,702,710
Laredo	8,490,838,739	0.1877	0.0428	0.2305	19,571,383
Lee	8,642,596,305	0.183	0.019276	0.202276	17,481,898
McLennan	9,287,262,237	0.105039	0.015323	0.120362	11,178,335
Midland	7,408,590,175	0.167481	0.038719	0.2062	15,276,513
Navarro	1,958,733,600	0.135		0.135	2,644,290
North Central Texas	2,209,380,879	0.0831		0.0831	1,835,996
North Harris Montgomery	89,500,000,000	0.082	0.0347	0.1167	104,446,500
Northeast Texas	3,918,383,612	0.066758	0.029472	0.09623	3,770,661
Odessa	6,742,227,174	0.19		0.19	12,810,232
Panola	4,298,557,677	0.09432		0.09432	4,054,400
Paris	1,383,873,436	0.1922		0.1922	2,659,805
Ranger	74,291,380	0.24		0.24	178,299
San Jacinto	31,323,382,023	0.115927	0.029438	0.145365	45,533,234
South Plains	3,299,464,853	0.221847		0.221847	7,319,764
South Texas	23,658,571,823	0.11	0.0448	0.1548	36,623,469
Southwest Texas	1,472,085,587	0.11		0.11	1,619,294
Tarrant	101,119,527,297	0.13068	0.0087	0.13938	140,940,397
Temple	2,772,562,806	0.163	0.037	0.20	5,545,126
Texarkana	1,111,910,500	0.08526		0.08526	948,015
Texas Southmost	8,105,331,996	0.109955	0.051134	0.161089	13,056,798
Trinity Valley	7,993,924,224	0.064		0.064	5,116,112
<i>Maintenance Tax District</i>	<i>932,798,650</i>	<i>0.05</i>		<i>0.05</i>	<i>466,399</i>
Tyler	9,044,979,137	0.127169		0.127169	11,502,410
Vernon	919,199,840	0.21869		0.21869	2,010,198
Victoria	4,245,158,455	0.1113	0.0303	0.1416	6,011,144
Weatherford	6,469,036,130	0.1019	0.0119	0.1138	7,361,763
Western Texas	2,158,955,600	0.1423		0.1423	3,072,194
Wharton	2,392,954,738	0.13582		0.13582000	3,250,111
<b>Total Valuation &amp; Levy</b>	<b>906,091,434,777</b>				<b>1,083,824,949</b>
<b>Average Rates</b>		<b>0.137609740</b>	<b>0.01221424</b>	<b>0.149823980</b>	

# of colleges responding	50
--------------------------	----

\*Note: The Tax and Valuation Survey conducted by TACC is a projection of the ad valorem tax revenue for each public community college district; not the actual amount collected by the district.