



TEXAS COMMUNITY COLLEGES SERVE THE STATE AT SCALE




47%

Community colleges are the **LARGEST** sector of higher education in Texas.

Institution Type	Fall 2019 Enrollment	% Of Enrollment
COMMUNITY COLLEGES	748,478	47.3%
Texas State Technical College	11,694	0.7%
Lamar State Colleges	9,116	0.6%
Public Universities	657,985	41.6%
Public Medical Institutions	26,169	1.7%
Private Institutions	129,484	8.2%


70%

Of All Freshmen & Sophomores in Higher Education




92%

Of All Career & Technical Education Enrollments & Certificates



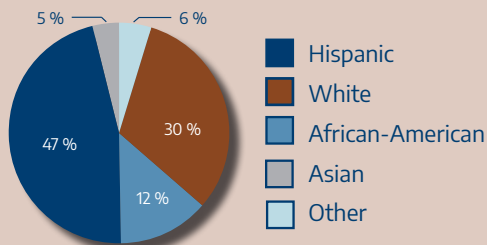
93%

Of All Dual Credit Enrollments (187,846 students)



Community Colleges Reach a **DIVERSE** and **UNDER-SERVED** Population

Enrollments Reflect the **DIVERSITY** of Texas



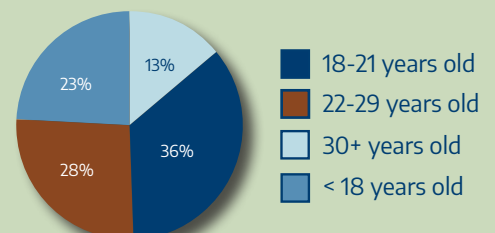
44%

Of Credentials Awarded to **ECONOMICALLY DISADVANTAGED** Students

72%

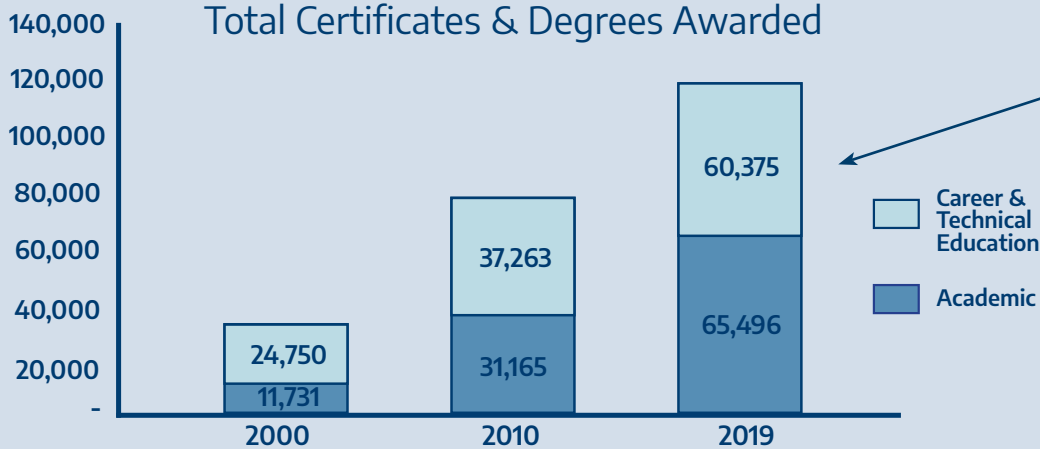
Of **ALL MINORITY** Freshmen & Sophomores in Higher Education

Community Colleges Serve Students of **ALL AGES**



Community colleges meet the needs of a **GROWING** Texas

Total Certificates & Degrees Awarded



Degrees and certificates earned **increased by 84% from 2010 to 2019** despite mostly flat enrollment

- 62% growth in CTE
- 110% growth in Academic

Texas Community Colleges Provide a **PATHWAY** to University

71%

Of All FY2019 bachelor's degree graduates had **some transfer credits** from a two-year college

34%

Of All FY2019 bachelor's degree graduates had **more than 30** transfer credit hours from a two-year college

ACCESS to Higher Education Is Our Mission

Texas Ranks 4th in **AFFORDABILITY**

Average Tuition & Fees
Public, two-year, 30 SCH

Rank	State	\$\$\$
1	California	\$1,268
2	New Mexico	\$1,666
3	Arizona	\$2,152
4	TEXAS	\$2,209
**National Avg.		\$3,243

Graduates Finish with **LESS DEBT**

Average Graduate Debt

Institution	% with debt	Average debt
COMMUNITY COLLEGES	31%	\$15,422
Public University	59%	\$25,635

Texas Remains **ACCESSIBLE**

Debt as % of First-Year Wages for Graduates

Institution	Percent
COMMUNITY COLLEGES	38%
Public Universities	61%

INFOGRAPHIC DATA SOURCE: Texas Higher Education Coordinating Board Almanac 2020

For more information visit our website and follow us on Twitter

tacc.org [@TACC_NEWS](https://twitter.com/TACC_NEWS)